

ANALYSIS REPORT:

HSLC & HSSLC Results in Comparison to Class IX & XI Performance (2023 – 25)



Nagaland Board of School Education

Website: www.nbsenl.edu.in

Email: nagaboard@gmail.com

Sl. No.	Table of Contents	Page No.
1.	Preface	1
2.	Evaluating Institutions Performances at the Secondary level : Enrolment and Qualification - Introduction	3
3.	Institutions Qualified Percentages, Districts Qualified Percentages at the Secondary level compared to the State Mean Percentage	4-21
4.	Evaluating Institutions Performances at the Higher Secondary level : Enrolment and Pass Percentage - Introduction	22
5.	Institutions Pass Percentages, Districts Pass Percentages at the Higher Secondary level compared to the State Mean Percentage	23-31
6.	Analysis of Subjects Performances at the HSLC & HSSLC Examinations 2025 - Introduction	32-34
7.	Subjects Performances across the Districts at the HSLC Examination 2025	35-60
	(i) English	36
	(ii) Social Sciences	37
	(iii) Science	38
	(iv) Mathematics	39
	(v) Alternative English	40
	(vi) Ao	41
	(vii) Lotha	42
	(viii) Sumi (Sütsah)	43
	(ix) Tenyidie	44
	(x) Bengali	45
	(xi) Hindi	46
	(xii) Foundation of Information Technology	47
	(xiii) Environmental Education	48
	(xiv) Book Keeping & Accountancy	49
	(xv) Music	50
	(xvi) Home Science	51
	(xvii) Travel & Hospitality	52
	(xviii) Information Technology Enabled Services	53
	(xix) Retail	54
	(xx) Beauty & Wellness	55
	(xxi) Electronics	56
	(xxii) Multi Skill Foundation Course	57
	(xxiii) Agriculture	58
	(xxiv) Automotive	59
	(xxv) Plumbing	60

8.	Subjects Performances across the Districts at the HSSLC Examination 2025	61-97
	(i) English	62
	(ii) History	63
	(iii) Political Science	64
	(iv) Education	65
	(v) Sociology	66
	(vi) Economics	67
	(vii) Geography	68
	(viii) Philosophy	69
	(ix) Psychology	70
	(x) Computer Science	71
	(xi) Informatics Practices	72
	(xii) Music	73
	(xiii) Financial Markets Management	74
	(xiv) Information Technology Enabled Services	75
	(xv) Tourism & Hospitality	76
	(xvi) Retail	77
	(xvii) HealthCare	78
	(xviii) Beauty & Wellness	79
	(xix) Electronics	80
	(xx) Agriculture	81
	(xxi) Automotive	82
	(xxii) Alternative English	83
	(xxiii) Ao	84
	(xxiv) Lotha	85
	(xxv) Sumi (Sütsah)	86
	(xxvi) Tenyidie	87
	(xxvii) Bengali	88
	(xxviii) Hindi	89
	(xxix) Mathematics	90
	(xxx) Physics	91
	(xxxi) Chemistry	92
	(xxxii) Biology	93
	(xxxiii) Accountancy	94
	(xxxiv) Business Studies	95
	(xxxv) Entrepreneurship	96
	(xxxvi) Fundamentals of Business Mathematics	97

Preface

This report presents an analysis of the Performances at the Secondary and Higher Secondary levels, offering crucial information about how healthy and effective our educational system is. Building upon the last analytical exercise conducted by the Board in the year 2023, this study incorporates data from the academic years (2023-24) and (2024-25), specifically focusing on students in Classes IX and XI. Furthermore, it includes a meticulous examination of the Subjects Performances at the High School Leaving Certificate (HSLC) and Higher Secondary School Leaving Certificate (HSSLC) Examinations conducted in 2025. The primary objective is to shed light on important trends in students' progress, academic success and the effectiveness of Institutions.

The first part looks at how Institutions are performing at the Secondary and Higher Secondary levels, with a focus on Classes IX and XI Performances for the academic session (2023-24) and Classes X and XII for the academic session (2024-25). By examining Enrolment figures and Qualified/Pass Percentages during these critical years, we can better understand the effectiveness of teaching and learning processes. This basic analysis is intended to help understand how this batch of students moved through Secondary and Higher Secondary levels.

Subsequently, we take a closer look at the performances in the different subjects at the HSLC and HSSLC Examinations 2025. This is divided into three separate categories:

1. District Qualified/Pass Percentages compared to the State Mean Percentage,
2. Gender Performance at Government and Private Institutions across all districts, and
3. Districts Mean Score versus the State Mean Score.

The charts identify districts that are doing well, those that are falling behind, and the overall difference in academic performance across the state. It also looks into the link between high Qualified Percentages and high Mean Scores, giving an increased understanding of academic excellence. The charts show the findings in a way that is easy to understand, giving a clear picture of the analytical results.

I hope that this report will serve as an invaluable resource for stakeholders, educators, and policymakers, guiding strategic decisions and resource allocation to continuously enhance the quality of education and foster academic excellence across all levels. I thank all the officers involved in bringing out this report in the shortest possible time.

Though efforts have been made to ensure the accuracy of this report, should you identify any errors or omissions, please bring them to our attention. Your valuable feedback on this study is highly appreciated.



(Rangumbing Nsarangbe)

Secretary and Chairperson (Addl. Charge)

Dated:
10th July 2025

Evaluating Institutions Performances at the Secondary level: Enrolment and Qualification

Introduction

Robust evaluation metrics are crucial for driving continuous improvement and ensuring student success within the Secondary Education system. This document outlines key indicators designed to assess Institution's Performance at the Secondary level:

1. Class IX in the academic session (2023-24):

- (a) **Enrolment:** The total number of students registered in Class IX during the academic year (2023-24). This reflects a school's capacity and reach at the entry point of the Secondary level.
- (b) **Qualified Percentage:** The percentage of Class IX students who successfully met the promotion criteria — namely, Phase I and II Class IX Board's Examinations, along with internal assessments — to advance to Class X in the academic year (2024-25). This demonstrates the effectiveness of the teaching and learning process and student preparedness for the next stage.

2. Class X in the academic session (2024-25):

- (a) **Enrolment:** The total number of students registered in Class X during the academic year (2024-25). This allows for a comparison with the previous year's Class IX enrolment to assess student retention and progression within the Secondary level.
- (b) **Qualified Percentage:** The percentage of Class X students who successfully qualified their Final examinations (e.g., HSLC Examination) in the academic year (2024-25), thereby enabling progression to the Higher Secondary level. This is a crucial indicator of an Institution's overall academic success and its ability to prepare students for significant academic milestones.

Key Insights from this Analysis

By analysing both Enrolment and Qualified Percentages across these two consecutive academic years for Secondary level, stakeholders can gain insights into:

- (a) **Student Progression and Retention:** Assessing the effectiveness of student retention and progression strategies from Class IX to Class X. A critical issue is the decline in Secondary Enrolment. This includes Institutions where Class IX Enrolment doesn't translate into a Class X cohort, or where students leave before taking their Board Examinations. These significant gaps in student progression require urgent attention and effective solutions
- (b) **Academic Effectiveness:** An institution's ability to prepare students to meet academic standards at different stages of the Secondary level.
- (c) **Performance Trends:** Identifying areas of underperformance or positive trends in academic results over time.
- (d) **Resource Allocation and Support Needs:** Understanding where additional support or interventions might be required to improve student success as a result of this analysis.

Note: Font colour for Qualified Percentage

Qualified % = 100	:	Green
$50 \leq \text{Qualified \%} < 100$:	Blue
Qualified % < 50	:	Red

Institutions Qualified Percentages at the Secondary Level**District : Kohima**

Sl.No.	Institutions	Session (2023-24) Class: 9		Session (2024-25) Class:10	
		Enrolled	Qualified %	Enrolled	Qualified %
Government Institutions					
1	Rüzhükhrie Govt.Hr.Sec.School,Kohima	141	<div><div></div></div> 46.04	61	<div><div></div></div> 90
2	Dr.Neilhouzhü Kire Govt. HSS, Seikhazou	118	<div><div></div></div> 66.96	76	<div><div></div></div> 46.67
3	T.M.Govt.Hr.Sec.School,Kohima	160	<div><div></div></div> 53.75	88	<div><div></div></div> 50.57
4	Govt.Hr.Sec.School,Jotsoma	29	<div><div></div></div> 75	20	<div><div></div></div> 100
5	Govt.Hr.Sec.School,Chiechama	26	<div><div></div></div> 34.62	9	<div><div></div></div> 100
6	John Govt.Hr.Sec.School,Viswema	12	<div><div></div></div> 66.67	10	<div><div></div></div> 40
7	Govt.High School,Botsa	25	<div><div></div></div> 33.33	9	<div><div></div></div> 66.67
8	Govt.Hr.Sec.School,Kigwema	79	<div><div></div></div> 44.87	37	<div><div></div></div> 83.33
9	Govt.Hr.Sec.School,Sechü	33	<div><div></div></div> 80.65	21	<div><div></div></div> 33.33
10	Govt.High School,Kezocha	7	<div><div></div></div> 57.14	4	<div><div></div></div> 75
11	Govt.High School,Khuzama	4	<div><div></div></div> 50	3	<div><div></div></div> 66.67
12	Govt.High School,Chandmari	105	<div><div></div></div> 73.33	73	<div><div></div></div> 80
13	Govt.High School,Rüsoma	14	<div><div></div></div> 28.57	4	<div><div></div></div> 50
14	Govt.High School,Zhadima	28	<div><div></div></div> 53.57	15	<div><div></div></div> 93.33
15	Govt.High School,Nerhema Model	14	<div><div></div></div> 28.57	3	<div><div></div></div> 100
16	Govt.High School,Tasazhu,Jotsoma	17	<div><div></div></div> 26.67	5	<div><div></div></div> 100
17	Govt.High School,PWD Colony,Kohima	46	<div><div></div></div> 86.96	29	<div><div></div></div> 96.55
18	Govt.High School,Sakhabama	27	<div><div></div></div> 100	15	<div><div></div></div> 60
19	Govt.High School,Mezoma	12	<div><div></div></div> 36.36	4	<div><div></div></div> 100
20	PM Shri Govt.High School,New Market,Kohima	60	<div><div></div></div> 51.72	29	<div><div></div></div> 89.66
21	Govt.High School,Diki	5	<div><div></div></div> 40	2	<div><div></div></div> 100
22	Govt.High School,Khonoma	6	<div><div></div></div> 100	7	<div><div></div></div> 71.43
23	Govt.High School,Jakhama	28	<div><div></div></div> 67.86	19	<div><div></div></div> 47.37
24	PM Shri Govt. High School, Kiruphema, Kohima	39	<div><div></div></div> 66.67	25	<div><div></div></div> 96
25	Govt. High School, Forest Colony	29	<div><div></div></div> 55.17	16	<div><div></div></div> 50
Private Institutions					
26	Mezhür Hr.Sec.School,Kohima	155	<div><div></div></div> 95.48	144	<div><div></div></div> 100
27	Don Bosco Hr.Sec.School,Kohima	123	<div><div></div></div> 98.36	119	<div><div></div></div> 100
28	Baptist High,Kohima	161	<div><div></div></div> 87.58	139	<div><div></div></div> 88.32
29	Ministers' Hill Baptist Hr.Sec.School, Kohima	113	<div><div></div></div> 97.30	108	<div><div></div></div> 82.41
30	Chandmari Hr.Sec.School,Kohima	110	<div><div></div></div> 90.91	98	<div><div></div></div> 83.51
31	Little Flower Hr.Sec.School,Kohima	138	<div><div></div></div> 98.54	136	<div><div></div></div> 100
32	Model Hr.Sec.School,Kohima	19	<div><div></div></div> 100	19	<div><div></div></div> 94.74
33	Bethel Hr.Sec.School,Kohima	71	<div><div></div></div> 92.65	58	<div><div></div></div> 100
34	Christ King Hr.Sec.School,Kohima	104	<div><div></div></div> 86.54	89	<div><div></div></div> 96.51
35	Stella Hr.Sec.School,Kohima	44	<div><div></div></div> 83.72	36	<div><div></div></div> 100
36	St.Joseph Hr.Sec.School,Viswema	49	<div><div></div></div> 81.63	43	<div><div></div></div> 80.95
37	Northfield,Khikha	131	<div><div></div></div> 96.09	120	<div><div></div></div> 100
38	Mount Carmel Hr.Sec.School,Kohima	39	<div><div></div></div> 72.97	28	<div><div></div></div> 96.30
39	Mount Sinai Hr.Sec.School,Kohima	69	<div><div></div></div> 88.41	59	<div><div></div></div> 96.55
40	St.Mary's Cathedral Hr.Sec.School,Kohima	131	<div><div></div></div> 92.31	114	<div><div></div></div> 96.49
41	Grace Hr.Sec.School,Kohima	53	<div><div></div></div> 90.38	45	<div><div></div></div> 100
42	Loyola Hr.Sec.School,Jakhama	90	<div><div></div></div> 91.11	78	<div><div></div></div> 96.15
43	Fernwood School,Kohima	68	<div><div></div></div> 98.53	72	<div><div></div></div> 97.22
44	Mount Hermon Hr.Sec.School,Kohima	50	<div><div></div></div> 96	45	<div><div></div></div> 88.89
45	Dainty Buds,Kohima	63	<div><div></div></div> 85.48	56	<div><div></div></div> 98.21
46	Khedi Baptist Hr.Sec.School,Kohima Village	39	<div><div></div></div> 78.95	30	<div><div></div></div> 100

Sl.No.	Institutions	Session (2023-24) Class: 9		Session (2024-25) Class:10	
		Enrolled	Qualified %	Enrolled	Qualified %
47	C.D.King Hr.Sec.School,Jotsoma	14	85.71	Closed down	
48	Bayavü Hr.Sec. School,Kohima	84	72.62	59	88.14
49	Regimental School,4th NAP,Thizama	42	90.48	38	68.42
50	Christian Mission School,Sechü	38	94.74	35	91.18
51	Don Bosco Hr.Sec.School, Sechü	57	73.21	41	90.24
52	Azedon School,Kohima	20	94.44	15	93.33
53	St.John Bosco School,Khonoma	19	100	18	82.35
54	Alderville Hr.Sec.School, Phezhu, Jotsoma	25	88	22	95.45
55	Sacred Heart School,Khuzama	52	90.38	45	84.44
56	Baptist School,Botsa	21	90.48	20	100
57	Don Bosco School,Chiephobozou	37	86.49	32	84.38
58	Merhülietsa High School,Kohima	22	68.18	22	71.43
59	Holy Family Hr.Sec.School,Kohima	62	83.87	48	91.67
60	Nagabazar Baptist School,Kohima	32	75	23	69.57
61	St.Paul School,Phesama	55	90.74	48	97.92
62	Whito School,Chandmari,Kohima	28	82.14	22	95.45
63	Charity School,Kohima	51	90	44	79.55
64	St.Xavier's School,Kidima	43	69.77	29	96.55
65	St.Andrew's School,Jotsoma	8	100	8	100
66	Children's Christian School,Kohima	9	88.89	9	55.56
67	Baptist Hr.Sec.School,Khuzama	10	90	9	100
68	Christian Welfare School,Khonoma	8	100	8	100
69	Viswema Baptist School,Viswema	12	75	9	100
70	Nagaland Police Central School,Phesama	23	90	18	64.71
71	Modern School, Kohima, New Market	43	83.72	36	100
72	Mewi Hr. Sec. School, Kohima	61	96.72	59	98.31
73	Public School,Dzüvürü,Kohima	29	92.86	32	56.25
74	Modern Hr.Sec.School,Kohima	23	82.61	18	100
75	Vikesel's Vision School,Kohima	24	86.96	26	52
76	Oking Christian School,Kohima	43	86.05	40	87.50
77	Genesis School,Kohima	21	60	17	82.35
78	Baptist Mission School,Jotsoma	10	90	10	100
79	Christian Hr.Sec. School,Botsa	18	76.47	15	100
80	Trinity School,Kohima	46	91.11	39	97.44
81	Coraggio School,Kohima	74	89.19	66	100
82	The Vineyard, Kohima	55	96.36	52	100
83	Vinyüzo Hr.Sec. School, Kohima	38	97.37	39	82.05
84	St.John's School Kohima	94	94.57	74	100
85	Mezhür High,Thizama	12	54.55	5	100
86	St.Peter's School,Kohima	36	83.33	30	100
87	Gilead School, Tuophema	16	75	12	100
88	Jo Foundation Inclusive School, Kohima	22	81.82	19	89.47
89	Living Tree School, Kohima	4	100	4	100
90	R.D.Neiliezhü Usou Mem.School, Kohima	11	100	11	100

District : Mokokchung

Sl.No.	Institutions	Session (2023-24) Class: 9		Session (2024-25) Class:10	
		Enrolled	Qualified %	Enrolled	Qualified %
Government Institutions					
1	PM Shri Mayangnokcha Govt.HSS, Mokokchung	169	89.44	155	45.27

Sl.No.	Institutions	Session (2023-24) Class: 9		Session (2024-25) Class:10	
		Enrolled	Qualified %	Enrolled	Qualified %
2	Senayangba Govt.Hr.Sec.School,Ungma	37	41.67	18	88.89
3	Govt.Hr.Sec.School,Tuli	65	69.49	33	56.25
4	N.I.Jamir Govt.Hr.Sec.School,Ongpangkong	52	38.46	20	55.00
5	Govt.Hr.Sec.School,Mangkolemba	33	66.67	19	100
6	Govt.High School,Alongkima	9	66.67	6	100
7	Govt.High School,Longchem	11	54.55	5	100
8	Govt.High School,Changki	16	38.46	5	100
9	Govt.High School,Kubolong	9	88.89	8	33.33
10	Govt.High School,Dilong	47	63.83	30	71.43
11	Imzuluba Govt.High School,Longsa	15	60	6	100
12	R.C.Chiten Jamir Mem. GHS, Changtongya	13	100	10	90
13	Langpangkong T. GHS, Chuchuyimlang	17	70.59	10	50
14	Merachiba Memorial GHS, Merangkong	5	100	5	20
15	Govt.High School,Tzurangkong	51	76.60	35	96.77
16	Govt.High School,Kangtsung	2	100	2	50
17	Govt.High School,Sungratsu	11	100	9	88.89
18	PM Shri Govt.High School,Mokokchung Village	43	78.95	20	65
19	Govt.High School,Yajang 'C'	25	73.91	21	75
20	Govt.High School,Mangmetong	16	100	15	86.67
21	Longrimendang Ao GHS,Tzudikong	39	65.63	22	40.91
22	Subong Govt. High School, Mongsenyimti	15	100	13	83.33
23	Govt.High School,Yaongyimsen Compound	2	100	2	100
24	Govt.High School,Phangsang	3	0	2	0
25	Govt.High School,Dibuia	4	100	4	100
26	Govt.High School,Khar	10	90	7	85.71
27	Govt.High School,Sumi	23	76.19	12	50
28	Govt.High School,Changtongya-B	35	100	29	89.29
29	Govt.High School,Longjang	14	71.43	10	100
30	Govt.High School,Longmisa	12	41.67	5	100
31	Noklangsangba Govt.High School,Lirmen	2	100	2	100
32	Govt.High School,Alongtaki	6	66.67	4	100
33	Govt.High School,Chuchuyimpang	20	100	17	94.12
34	Govt.High School,Molungkimong	5	80	5	80
35	Govt.High School,Yisemyong	8	100	6	66.67
36	Govt.High School,Longkhum	15	66.67	11	36.36
37	Govt.High School,Molungyimsen	6	33.33	2	0
38	Govt.High School,Unger	5	100	4	100
39	Govt.High School,Saring	10	30	3	100
40	Yajen Aier GHS, Mopungchuket	9	100	8	100
Private Institutions					
41	Edith Douglas Hr.Sec.School,Mokokchung	34	100	33	96.97
42	Clark Memorial Hr.Sec.School,Impur	35	75.76	24	83.33
43	2nd NAP Hr.Sec.School,Alichen	34	64.71	22	80.95
44	Model Hr.Sec.School,Mokokchung	13	69.23	14	64.29
45	Baptist Hr.Sec.School,Mangkolemba	44	78.57	34	100
46	Christian Standard Hr.Sec.School, Changtongya	42	83.33	34	100
47	Town Hr.Sec.School,Mokokchung	69	92.65	62	98.36
48	Hill View Hr.Sec.School,Mokokchung	19	100	15	46.67
49	Queen Mary Hr.Sec.School,Mokokchung	169	98.80	164	98.77
50	Canaan Christian HSS, Mokokchung	24	95.83	24	75

Sl.No.	Institutions	Session (2023-24) Class: 9		Session (2024-25) Class:10	
		Enrolled	Qualified %	Enrolled	Qualified %
51	Don Bosco Hr. Sec. School,Tuli	52	84.62	44	97.73
52	Green River Valley H.S., Changtongya	12	100	12	100
53	Zion Hr.Sec School,Tzudikong	27	81.48	22	81.82
54	Christian School,Tuli	7	80	6	33.33
55	Friendship High School,Chuchuyimlang	12	91.67	11	90.91
56	Whetstone High, Yimyu	17	88.24	15	100
57	Children School,Mokokchung	23	100	25	91.30
58	Mission School,Changki	15	60	9	100
59	Mount Moriah School,Ungma	30	100	27	92.59
60	Christian Residential Hr.Sec.School, Mok	34	91.18	29	100
61	Jubilee Memorial School,Chungtia	18	66.67	10	100
62	St.John's School,Changtongya	8	100	7	100
63	Bridges Academy,Changtongya	3	100	3	100
64	Little Garden School,Tuli	38	86.84	33	100
65	St.Mary's Residential School,Alichen	11	100	11	100
66	Ladybird School,Mokokchung	22	95.45	22	100
67	Straightway Hr. Sec. School, Mokokchung	44	92.68	39	89.74
68	Greenwood High School,Alichen	10	90	9	100
69	Eden Academy,Mokokchung	12	100	13	100

District : Tuensang

Sl.No.	Institutions	Session (2023-24) Class: 9		Session (2024-25) Class:10	
		Enrolled	Qualified %	Enrolled	Qualified %
Government Institutions					
1	Govt.Hr.Sec.School,Tuensang	154	64.94	103	15.46
2	PM Shri Govt.Hr.Sec.School,Thangjam	130	46.96	54	32
3	Govt.Hr.Sec.School,Longkhim	78	70.51	57	32.14
4	Govt.High School,Chare	28	96.43	24	60.87
5	Govt.High School,Noksen	11	83.33	5	80
6	Govt.High School,Chimonger	29	50	8	12.50
7	Govt.High School,Sangsangyu	12	66.67	9	22.22
8	Govt.High School,Chungtor	20	40	9	37.50
9	Govt.High School,Ngoungchung	5	60	4	0
10	Govt.High School,Chaba	99	54.26	32	18.75
11	Govt.High School,Chingmelen	12	50	6	33.33
12	Govt.High School,Tonglongsor	14	100	5	66.67
13	Govt.Hr.Sec.School,Hakushang	137	52.55	45	42.86
14	Govt.High School,Hakchang	7	40	2	0
15	Govt.High School,Longthrok	13	61.54	8	12.50
16	Govt.High School,Konya	4	0	1	100
17	Govt.High School,Angangba	16	64.29	9	88.89
18	Govt.High School,Yangpi	20	80	16	43.75
19	Govt.High School,Pushu	6	100	No enrolment	
20	Eklavya Model Residential School,Tuensang	36	83.33	29	100
21	Govt. High School, Chingmei	25	47.83	11	11.11
Private Institutions					
22	St.John's Hr.Sec.School,Tuensang	151	84.77	125	98.39
23	3rd Bn.NAP High School,Tuensang	57	52.63	30	75
24	Baptist Thangyen Hr. Sec. School, Tuensang	95	80	74	82.19
25	St.Joseph School,Tuensang	68	71.64	48	93.75

Sl.No.	Institutions	Session (2023-24) Class: 9		Session (2024-25) Class:10	
		Enrolled	Qualified %	Enrolled	Qualified %
26	Akum Imlong School,Tuensang	120	65	73	65.75
27	Holy Angel School,Tuensang	128	48.44	61	89.83
28	Christ King School,Tuensang	26	79.17	33	25
29	Baptist High School,Longkhim	73	50.75	33	100
30	Holy Cross School,Tuensang	66	87.88	56	67.86
31	St.Xavier's School,Tuensang	21	100	32	48
32	Baptist School,Tuensang Village	25	43.48	10	20
33	Bethesda School,Tuensang	64	73.02	45	52.27
34	Mount Carmel School,Tuensang	17	82.35	15	100
35	Loyem Memorial School,Tuensang	55	70.91	39	40.63
36	Trinity Academy,Tuensang	28	57.14	16	93.75
37	Wela Foundation School, Tuensang	30	89.66	25	96
38	Christ King School, Angangba	29	96.43	27	100

District : Mon

Sl.No.	Institutions	Session (2023-24) Class: 9		Session (2024-25) Class:10	
		Enrolled	Qualified %	Enrolled	Qualified %
Government Institutions					
1	Govt.Hr.Sec.School,Mon	281	<div><div></div></div> 31.67	89	<div><div></div></div> 61.80
2	PM Shri Govt.Hr.Sec.School,Aboi	245	<div><div></div></div> 49.80	121	<div><div></div></div> 14.53
3	Govt.Hr.Sec.School,Tizit	126	<div><div></div></div> 64.29	82	<div><div></div></div> 27.50
4	Govt.Hr.Sec.School,Naginimora	51	<div><div></div></div> 43.14	18	<div><div></div></div> 100
5	Govt.Hr.Sec.School,Mon Town'D'	210	<div><div></div></div> 51.83	99	<div><div></div></div> 44.68
6	Govt.High School,Chen	14	<div><div></div></div> 85.71	14	<div><div></div></div> 21.43
7	Govt.High School,Bumei	23	<div><div></div></div> 100	24	<div><div></div></div> 4.35
8	Govt.High School,Wakching	52	<div><div></div></div> 57.14	33	<div><div></div></div> 6.45
9	Govt.Hr.Sec.School,Tobu	72	<div><div></div></div> 72.73	49	<div><div></div></div> 23.91
10	Govt.High School,Longching	35	<div><div></div></div> 100	36	<div><div></div></div> 6.90
11	Govt.High School,Mopong	23	<div><div></div></div> 100	23	<div><div></div></div> 4.76
12	Govt.High School,Chingkao	12	<div><div></div></div> 81.82	9	<div><div></div></div> 12.50
13	Govt.High School,Angjangyang	57	<div><div></div></div> 71.93	41	<div><div></div></div> 36.84
14	Govt.High School,Jaboka	14	<div><div></div></div> 100	14	<div><div></div></div> 8.33
15	Govt.Hr.Sec.School, Mon Town'C'	199	<div><div></div></div> 61.80	107	<div><div></div></div> 28
16	Govt.High School, Chenloisho	9	<div><div></div></div> 50	5	<div><div></div></div> 40
17	Govt.High School,Tizit Village	67	<div><div></div></div> 38.81	28	<div><div></div></div> 39.29
18	Govt.High School,Loakkun	18	<div><div></div></div> 66.67	10	<div><div></div></div> 60
19	Govt.High School,Shangnyu	13	<div><div></div></div> 54.55	8	<div><div></div></div> 25
20	Govt.High School,Mon Village	8	<div><div></div></div> 100	8	<div><div></div></div> 87.50
21	Govt.High School, Phomching	33	<div><div></div></div> 65.52	22	<div><div></div></div> 61.90
Private Institutions					
22	United Christian Hr.Sec.School,Naginimora	60	<div><div></div></div> 63.33	36	<div><div></div></div> 100
23	Konjong Hr.Sec.School,Mon	37	<div><div></div></div> 91.89	33	<div><div></div></div> 100
24	Newman Hr.Sec.School,Tobu	87	<div><div></div></div> 84.52	70	<div><div></div></div> 78.57
25	Don Bosco Hr.Sec.School,Mon	131	<div><div></div></div> 83.21	109	<div><div></div></div> 99.08
26	St.John's Hr.Sec.School,Aboi	49	<div><div></div></div> 81.63	40	<div><div></div></div> 80
27	Ahngjong Mission High School,Mon	24	<div><div></div></div> 94.44	30	<div><div></div></div> 72
28	Paramount High School,Aboi	27	<div><div></div></div> 52.38	15	<div><div></div></div> 53.33
29	Unit School,6th NAP Bn.,Tizit	31	<div><div></div></div> 64.52	20	<div><div></div></div> 15
30	Wangka School,Aboi	35	<div><div></div></div> 85.71	30	<div><div></div></div> 70.37
31	St.John's Hr.Sec.School,Mon	108	<div><div></div></div> 93.33	98	<div><div></div></div> 90.72

Sl.No.	Institutions	Session (2023-24) Class: 9		Session (2024-25) Class:10	
		Enrolled	Qualified %	Enrolled	Qualified %
32	St.Mary's School,Mon	85	90.59	75	100
33	Kengpang School,Wakching	10	80	6	100
34	Christ King School,Mon	66	89.39	56	100
35	M.Jon Hr.Sec. School,Tizit	58	87.27	48	66.67
36	Edith Douglas School,Mon	20	75	12	100
37	Model School,Mon	59	77.97	48	97.87
38	Holy Cross School,Mon	53	83.02	41	90
39	Holy Angels' School,Tizit Town	71	85.92	59	53.45
40	St.John's School,Wakching	32	78.13	20	86.67
41	Little Flower School,Mon	59	86.21	50	100
42	Baptist School,Monyakshu Town	15	92.31	11	90.91
43	St.Joseph's School,Mon	49	91.30	42	95.12
44	St.Francis School,Tizit Town	105	65.59	62	91.80
45	Ayo Memorial School,Naginimora	9	100	11	100
46	Emmanuel School,Aboi	25	70.83	17	76.47
47	Eklavya Model Residential School,Tizit	44	95.45	41	100
48	Langsa Hill School, L/Sheanghah Village	27	85.19	23	100
49	Longshang Memorial High School,Aboi	58	82.76	42	100
50	Bejing School,Tobu	24	62.50	15	66.67
51	Eastern School,Mon Town	30	85.71	24	95.65
52	Little Flower School, Tizit Village	32	75	23	56.52
53	Green Valley School, Mon	86	89.41	75	96
54	Sacred Heart School, Mon Town	74	83.78	54	100
55	Holy Vineyard School, Changlangshu	17	100	16	31.25
56	Police Unit School, Mon	15	86.67	13	100
57	Don Bosco Hr.Sec. School, Tizit	36	100	32	87.10
58	Holy Trinity School, Tizit Town, Mon	41	65.85	27	52
59	David School, Tizit Town, Mon	66	48.48	33	71.88
60	Carewell School, Naginimora	41	71.79	29	100
61	Amity School, Lapa Lampong, Tizit	28	88.89	24	83.33
62	Hope Plant School, Tizit	22	85.71	18	70.59

District : Phek

Sl.No.	Institutions	Session (2023-24) Class: 9		Session (2024-25) Class:10	
		Enrolled	Qualified %	Enrolled	Qualified %
Government Institutions					
1	Govt.Hr.Sec.School,Phek	90	<div><div></div></div> 53.33	48	<div><div></div></div> 47.92
2	Govt.Hr.Sec.School,Chozuba	76	<div><div></div></div> 65.79	49	<div><div></div></div> 58.33
3	Govt.Hr.Sec.School,Pfütsero	101	<div><div></div></div> 64.36	65	<div><div></div></div> 54.84
4	Govt.High School,Chetheba	8	<div><div></div></div> 80	5	<div><div></div></div> 80
5	Govt.High School,Japan Riba	37	<div><div></div></div> 75.68	30	<div><div></div></div> 73.33
6	G.M.Govt.High School,Chizami	12	<div><div></div></div> 100	11	<div><div></div></div> 18.18
7	PM Shri Govt.High School,Losami	38	<div><div></div></div> 48.57	16	<div><div></div></div> 62.50
8	Govt.High School,Kikruma	19	<div><div></div></div> 85.71	14	<div><div></div></div> 50
9	Govt.High School,Porba	16	<div><div></div></div> 46.67	8	<div><div></div></div> 62.50
10	Govt.High School,Thetsumi	34	<div><div></div></div> 96.97	32	<div><div></div></div> 46.88
11	Govt.High School,Zuketsa	27	<div><div></div></div> 44.44	13	<div><div></div></div> 61.54
12	Govt.High School,Old Phek Village	19	<div><div></div></div> 58.33	7	<div><div></div></div> 80
13	PM Shri Govt.High School,Phusachodu	30	<div><div></div></div> 81.48	22	<div><div></div></div> 90.91
14	Govt.High School,Yoruba	38	<div><div></div></div> 68.42	26	<div><div></div></div> 61.54

Sl.No.	Institutions	Session (2023-24) Class: 9		Session (2024-25) Class:10	
		Enrolled	Qualified %	Enrolled	Qualified %
15	Govt.High School,Dzülhami	39	56.41	22	63.64
16	Govt.High School,Sakraba	21	45	9	100
17	Govt.High School,Chesezu	27	38.46	10	80
18	Govt.High School,Pholami	18	55.56	10	100
19	Govt.High School, Razeba	21	47.62	11	60
20	Govt.High School,Khezhakeno	9	88.89	9	22.22
21	Govt.High School,Phek Town	15	20	3	0
22	Govt.High School,Ketsapo	15	100	10	33.33
23	Govt.High School,Mesulumi	5	60	3	100
24	Govt.High School,Lozaphuhu	11	36.36	4	33.33
25	Govt.High School,Khulazu Basa	35	60	21	82.35
26	Govt.High School,Khomi	16	81.25	15	93.33
27	Govt.High School,Thuvopisu	20	50	10	80
28	Govt.High School,Thipuzu	14	78.57	12	83.33
Private Institutions					
29	Sacred Heart Hr.Sec.School,Chizami	33	100	33	90
30	Chakhesang Mission HSS, Pfütsero	51	84.78	40	97.50
31	Tewelhi Medo Tyrannus HSS, Pfütsero	14	92.31	14	61.54
32	Union Christian School,Pfütsero	25	65.22	13	100
33	Christian Mission Hr. Sec. School,Phek	57	57.14	32	90.32
34	Holy Care School,Phek	19	73.68	13	53.85
35	Nazareth Hr.Sec. School,Pfütsero	101	81.19	83	98.80
36	St.Andrew School,Thenyizumi	38	86.49	32	100
37	Eastern Christian High School,Chozuba	51	50.98	27	100
38	Royal Foundation School,Phek Town	50	76	34	100
39	Eastern Mission High School,Chizami	32	100	26	60
40	Christian Home School,Phek	12	58.33	7	100
41	Greenwood Cottage School,Chozuba	24	87.50	20	100
42	Mount Kahu Christian School,Khezhakeno	10	100	9	75
43	Baptist School,Pfütsero	37	83.78	30	96.67
44	Kiddies Corner School,Phek	63	66.67	41	78.05
45	Baptist Mission School,Phek Village	27	70.83	18	100
46	Bishop Abraham Memorial School,Phek	54	81.13	42	100
47	Chokri Baptist School,Chetheba	33	65.63	21	100
48	New Creation School, Sekruzu	23	91.30	21	100
49	Good Shepherd Baptist School, Kikruma	13	69.23	8	100

District : Wokha

Sl.No.	Institutions	Session (2023-24) Class: 9		Session (2024-25) Class:10	
		Enrolled	Qualified %	Enrolled	Qualified %
Government Institutions					
1	Govt.Hr.Sec.School,Wokha	117	<div><div></div></div> 74.36	102	<div><div></div></div> 21.21
2	Govt.Hr.Sec.School,Bhandari	33	<div><div></div></div> 18.18	8	<div><div></div></div> 42.86
3	Govt.Hr.Sec.School,Chukitong	28	<div><div></div></div> 34.78	9	<div><div></div></div> 66.67
4	Govt.High School,Aitepyong	3	<div><div></div></div> 0	No enrolment	
5	Govt.High School,Baghty	3	<div><div></div></div> 100	2	<div><div></div></div> 50
6	Govt.Hr.Sec.School,Sungro	49	<div><div></div></div> 61.22	30	<div><div></div></div> 50
7	Govt.High School,Lotsu	3	<div><div></div></div> 100	2	<div><div></div></div> 0
8	Govt.High School,Englan	10	<div><div></div></div> 50	6	<div><div></div></div> 100
9	Govt.High School,Sanis	9	<div><div></div></div> 66.67	2	<div><div></div></div> 0

Sl.No.	Institutions	Session (2023-24) Class: 9		Session (2024-25) Class:10	
		Enrolled	Qualified %	Enrolled	Qualified %
10	PM Shri Govt.High School,Wokha Village	46	<div><div></div></div> 28.57	9	<div><div></div></div> 55.56
11	Govt.High School,Akuk	11	<div><div></div></div> 45.45	5	<div><div></div></div> 60
12	Govt.High School,Wozhuro	7	<div><div></div></div> 57.14	4	<div><div></div></div> 50
13	Govt.High School,Longtsung	3	<div><div></div></div> 0	No enrolment	
14	Govt.High School,Ralan	4	<div><div></div></div> 25	1	<div><div></div></div> 0
15	Govt.High School,Rachan	3	<div><div></div></div> 100	1	<div><div></div></div> 100
16	Govt.High School,Changsu	10	<div><div></div></div> 60	6	<div><div></div></div> 0
17	Govt.High School,Yimpang	4	<div><div></div></div> 100	2	
18	Govt.High School,Longsa	14	<div><div></div></div> 50	7	<div><div></div></div> 28.57
19	Govt.High School,L.Longidang	3	<div><div></div></div> 0	No enrolment	
20	Govt.High School,Mekokla	10	<div><div></div></div> 30	2	<div><div></div></div> 50
21	Govt.High School, Liphanyan	2	Dropped	No enrolment	
Private Institutions					
22	Don Bosco Hr.Sec.School,Wokha	158	<div><div></div></div> 96.84	150	<div><div></div></div> 97.33
23	Don Bosco Hr.Sec.School,Bhandari	84	<div><div></div></div> 93.98	77	<div><div></div></div> 66.67
24	Christian Model High School,Wokha	16	<div><div></div></div> 68.75	11	<div><div></div></div> 100
25	Don Bosco School,Lakhuti	35	<div><div></div></div> 60	21	<div><div></div></div> 100
26	Mount Sinai School,Wokha	27	<div><div></div></div> 48.15	19	<div><div></div></div> 94.74
27	Monfort School,Baghty	25	<div><div></div></div> 84	21	<div><div></div></div> 70
28	Gilgal School,Wokha	21	<div><div></div></div> 80.95	18	<div><div></div></div> 77.78
29	Little Angels' School,Wokha	14	<div><div></div></div> 64.29	9	<div><div></div></div> 88.89
30	Brighter High School, Wokha	6	<div><div></div></div> 100	10	<div><div></div></div> 60
31	Bethel High School,Wokha	8	<div><div></div></div> 100	6	<div><div></div></div> 83.33
32	Grace School,Wokha	5	<div><div></div></div> 100	No enrolment	
33	Mount Carmel School,Wokha	17	<div><div></div></div> 80	11	<div><div></div></div> 100
34	7th Bn.NAP Unit School,Bhandari	17	<div><div></div></div> 82.35	12	<div><div></div></div> 58.33
35	Chukitong Area Baptist M.S., Chukitong	19	<div><div></div></div> 100	19	<div><div></div></div> 26.32
36	Libemo Memorial School,Wokha	101	<div><div></div></div> 100	97	<div><div></div></div> 98.97
37	Spring Dale School,Wokha	66	<div><div></div></div> 86.15	54	<div><div></div></div> 88.68
38	Regimental School,DEF,Wokha	17	<div><div></div></div> 87.50	10	<div><div></div></div> 100
39	Isaiah Ability Hr. Sec. School,Wokha	50	<div><div></div></div> 86	40	<div><div></div></div> 100
40	Cistus School,Wokha	19	<div><div></div></div> 66.67	12	<div><div></div></div> 100
41	S.M.Baptist High School,Wokha	10	<div><div></div></div> 100	10	<div><div></div></div> 20
42	St. Peter's School, Longsa	38	<div><div></div></div> 86.84	28	<div><div></div></div> 100
43	Fernbrook School, Wokha	47	<div><div></div></div> 93.62	44	<div><div></div></div> 100
44	Perennial School, Wokha	25	<div><div></div></div> 100	24	<div><div></div></div> 100
45	Bethsaida School, Wokha	14	<div><div></div></div> 46.15	7	<div><div></div></div> 100
46	Santsuo School, Wokha	17	<div><div></div></div> 100	15	<div><div></div></div> 100

District : Zunheboto

Sl.No.	Institutions	Session (2023-24) Class: 9		Session (2024-25) Class:10	
		Enrolled	Qualified %	Enrolled	Qualified %
Government Institutions					
1	Govt.Hr.Sec.School, Zunheboto	145	<div><div></div></div> 54.70	58	<div><div></div></div> 16.67
2	Govt.Hr.Sec.School, Aghunato	51	<div><div></div></div> 100	43	<div><div></div></div> 44.74
3	Govt.Hr.Sec.School, Satakha	27	<div><div></div></div> 86.36	25	<div><div></div></div> 68
4	Govt.Hr.Sec.School,Pughoboto	23	<div><div></div></div> 50	16	<div><div></div></div> 50
5	Govt.High School,Ghathashi	13	<div><div></div></div> 100	12	<div><div></div></div> 10
6	Govt.High School,Atoizu	17	<div><div></div></div> 88.24	18	<div><div></div></div> 38.89
7	Govt.High School,Saptiqa	8	<div><div></div></div> 50	3	<div><div></div></div> 33.33

Sl.No.	Institutions	Session (2023-24) Class: 9		Session (2024-25) Class:10	
		Enrolled	Qualified %	Enrolled	Qualified %
8	Govt.Hr.Sec.School,Akuluto	25	100	14	81.82
9	Govt.High School,Akuhaito	9	42.86	3	100
10	Govt.High School,Suruhuto	17	75	11	33.33
11	Govt.High School,V.K.	24	69.57	17	66.67
12	Shovishe Memorial GHS, Zunheboto	42	66.67	28	12.50
13	Govt.High School,Ighanumi	13	76.92	10	80
14	Govt.High School,Xamunuboto	1	100	No enrolment	
15	Govt.High School,Apukito	4	75	3	100
16	Govt.High School,Asuloto	9	88.89	8	28.57
17	Govt.High School,Sapoti	8	75	6	100
18	Govt.High School,Tizu Island	7	66.67	3	0
19	Govt.High School,Lazami	12	66.67	8	100
20	Govt.High School, South Point East	20	83.33	13	16.67
Private Institutions					
21	Love Dale High School,Zunheboto	20	85	17	76.47
22	Olympic Hr.Sec.School,Zunheboto	78	97.37	76	91.43
23	Highland High School,Satakha	12	100	13	100
24	Woodland Hr.Sec.School,Zunheboto	74	66.22	48	97.87
25	Cornerstone,Zunheboto	95	100	94	94.68
26	Seven Home School,Zunheboto	16	100	16	46.67
27	Hillboto School,Satakha	11	100	Permission withdrawn	
28	Hillto Children Home School,Akuluto	38	55.26	20	100
29	St.Peter's School,Atoizu	30	66.67	18	100
30	Merry Vale School,Satakha	21	100	21	100
31	Evergreen School,Satakha	18	100	16	100
32	Sunbeam School,Zunheboto	39	78.38	26	96.15
33	Don Bosco School,Aghunato	46	88.89	40	94.87
34	Mount View School,Suruhuto	58	75.86	44	80
35	New Horizon School,Satakha	29	100	30	96.67
36	New Era School,Zunheboto	18	100	20	45
37	Merry Hill School,Zunheboto	13	72.73	8	100
38	Mount Shepher School,Aghunato	21	100	24	41.67
39	Eden Boarding School,Aghunato	32	100	26	88.46
40	Sunrise School,Suruhuto	18	100	15	40
41	Step by Step School,Zunheboto	21	85.71	21	84.21
42	Bloom Field Hill Hr.Sec.School,Zunheboto	32	86.21	26	92
43	Royal School,Akuluto	18	70.59	12	100
44	Immanuel Hr.Sec.School,Zunheboto	68	76.19	47	100
45	St.Clare School,Akuluto	38	84.21	31	100
46	Bethany School,Zunheboto	36	91.67	33	75
47	St.Anthony's School,Zunheboto	55	81.82	43	90.48
48	St. Paul's School, Naltoqa, Zunheboto	18	83.33	15	28.57

District : Dimapur

Sl.No.	Institutions	Session (2023-24) Class: 9		Session (2024-25) Class:10	
		Enrolled	Qualified %	Enrolled	Qualified %
Government Institutions					
1	Govt.Hr.Sec.School,Dimapur	171	43.86	72	51.43
2	Govt. Hr. Sec. School, Purana Bazar	162	63.40	90	31.03
3	Govt.Hr.Sec. School,Lingrijan	159	44.08	64	71.43

Sl.No.	Institutions	Session (2023-24) Class: 9		Session (2024-25) Class:10	
		Enrolled	Qualified %	Enrolled	Qualified %
4	Govt.High School,Sarbura	162	<div><div></div></div> 48.03	67	<div><div></div></div> 43.94
5	PM Shri Govt.High School,Thahekhu	199	<div><div></div></div> 28.16	54	<div><div></div></div> 58.82
6	PM Shri Govt.High School,Burma Camp,Dimapur	87	<div><div></div></div> 75.86	61	<div><div></div></div> 23.73
7	Govt.High School,Kushiabill	96	<div><div></div></div> 32.29	33	<div><div></div></div> 54.55
8	Govt. High School Darogapathar, Dimapur	52	<div><div></div></div> 61.54	23	<div><div></div></div> 59.09
9	PM Shri Govt. High School, Naharbari, Dimapur	41	<div><div></div></div> 44.44	20	<div><div></div></div> 47.37
10	Govt.High School, Lhothavi, Chumoukedima	16	<div><div></div></div> 66.67	No enrolment	
Private Institutions					
11	Christian Hr.Sec.School,Dimapur	220	<div><div></div></div> 88.43	190	<div><div></div></div> 94.74
12	St.John Hr.Sec.Residential School, Dimapur	41	<div><div></div></div> 100	41	<div><div></div></div> 97.56
13	Greenwood School,Dimapur	120	<div><div></div></div> 93.33	119	<div><div></div></div> 93.28
14	Pranab Vidyapith Hr.Sec.School,Dimapur	114	<div><div></div></div> 100	107	<div><div></div></div> 82.24
15	Don Bosco Hr.Sec.School,Dimapur	185	<div><div></div></div> 99.46	173	<div><div></div></div> 93.60
16	S.D.Jain Hr.Sec.School,Dimapur	70	<div><div></div></div> 97.14	70	<div><div></div></div> 75.36
17	Ram Janaki Hr.Sec.School,Dimapur	117	<div><div></div></div> 83.78	90	<div><div></div></div> 78.65
18	Dimapur Mission Hr.Sec.School,Dimapur	78	<div><div></div></div> 51.39	41	<div><div></div></div> 77.14
19	Zakiesato Memorial HSS, Dimapur	77	<div><div></div></div> 70.13	54	<div><div></div></div> 58.82
20	Eden Hr.Sec.School,Dimapur	27	<div><div></div></div> 75	17	<div><div></div></div> 50
21	Cornerstone Hr.Sec.School,Duncan,Dimapur	56	<div><div></div></div> 92.59	60	<div><div></div></div> 53.45
22	M.G.M.Hr.Sec.School,Dimapur	78	<div><div></div></div> 90.91	70	<div><div></div></div> 91.30
23	Assembly of God Hr.Sec.School,Dimapur	41	<div><div></div></div> 87.50	32	<div><div></div></div> 78.13
24	St.Paul Hr.Sec.School,Dimapur	153	<div><div></div></div> 92.11	137	<div><div></div></div> 94.03
25	St.Stephen's Hr.Sec.School,Dimapur	35	<div><div></div></div> 80	27	<div><div></div></div> 70.37
26	Bethesda Hr.Sec.School,Dimapur	97	<div><div></div></div> 86.60	81	<div><div></div></div> 80.25
27	Holy Cross Hr.Sec.School,Dimapur	237	<div><div></div></div> 100	233	<div><div></div></div> 95.22
28	Little Star Hr.Sec.School,Dimapur	146	<div><div></div></div> 100	143	<div><div></div></div> 94.41
29	Lima Aier Hr.Sec.School,Dimapur	77	<div><div></div></div> 93.51	69	<div><div></div></div> 89.86
30	St.Mary's Hr.Sec.School,Padampukhuri	177	<div><div></div></div> 92	160	<div><div></div></div> 98.75
31	St.Clare Hr.Sec.School,Kacharigaon	80	<div><div></div></div> 82.05	63	<div><div></div></div> 82.26
32	Namghar School,Dimapur	24	<div><div></div></div> 69.57	14	<div><div></div></div> 50
33	Assisi Hr.Sec.School,Dimapur	59	<div><div></div></div> 67.80	40	<div><div></div></div> 95
34	Christina Memorial Hr.Sec.School, Aoyimti, Dim	44	<div><div></div></div> 84.09	37	<div><div></div></div> 77.14
35	St.Edmund's Hr.Sec.School,Dimapur	34	<div><div></div></div> 88.24	43	<div><div></div></div> 36.59
36	Honili Memorial Hr.Sec.School,Dimapur	53	<div><div></div></div> 75.47	39	<div><div></div></div> 62.16
37	Dimapur Railway High School,Dimapur	16	<div><div></div></div> 56.25	10	<div><div></div></div> 60
38	Neingulie Memorial High School,Dimapur	66	<div><div></div></div> 83.87	54	<div><div></div></div> 68.18
39	High Mountain School,Dimapur	24	<div><div></div></div> 62.50	14	<div><div></div></div> 100
40	New Horizon School,Dimapur	45	<div><div></div></div> 86.36	39	<div><div></div></div> 76.92
41	Pilgrim Hr.Secondary,Dimapur	91	<div><div></div></div> 97.80	89	<div><div></div></div> 96.63
42	Bronson School,Dimapur	35	<div><div></div></div> 94.12	32	<div><div></div></div> 46.88
43	El-Shaddai Academy,Dimapur	61	<div><div></div></div> 90.16	56	<div><div></div></div> 96.43
44	Vidhya Bhawan Hr.Sec. School,Dimapur	95	<div><div></div></div> 89.36	81	<div><div></div></div> 89.87
45	H.M.C.High School,Dimapur	22	<div><div></div></div> 86.36	21	<div><div></div></div> 100
46	S.M.High School,Dimapur	18	<div><div></div></div> 94.44	17	<div><div></div></div> 33.33
47	Cambridge School,Lingrijan,Dimapur	51	<div><div></div></div> 100	59	<div><div></div></div> 46.55
48	Kin High School,Dimapur	34	<div><div></div></div> 85.29	28	<div><div></div></div> 75
49	Liz Woodland School,Dimapur	34	<div><div></div></div> 81.82	26	<div><div></div></div> 70.83
50	Nazareth High School, Purana Bazar	29	<div><div></div></div> 73.08	23	<div><div></div></div> 69.57
51	St.Jude School,Dimapur	62	<div><div></div></div> 94	Permission withdrawn	
52	G.Mhiasiu School,Dimapur	30	<div><div></div></div> 63.33	17	<div><div></div></div> 46.15

Sl.No.	Institutions	Session (2023-24) Class: 9		Session (2024-25) Class:10	
		Enrolled	Qualified %	Enrolled	Qualified %
53	Lorna's Hr. Sec. School, Dimapur	78	75.64	57	82.14
54	St.Peter's School,Purana Bazar,Dimapur	19	84.21	18	81.25
55	Lampstand Hr.Sec. School,Toluvi Village	44	88.10	38	97.30
56	King's Way School,Purana Bazar	27	85.19	23	100
57	Trinity School,Thahekhu	14	100	19	52.63
58	Blue Moon School,Sangtamilla	23	100	20	47.37
59	Shepherd's Hr.Sec. School,Dubagaon	15	85.71	18	72.22
60	Pike Central School,Dimapur	30	80	25	39.13
61	Holy Child School,Toluvi Village	45	100	40	70
62	Rev.Inache Mem.Mission Hr.Sec.School,Akuvuto	31	70	20	100
63	Charisma School,Dimapur	8	100	6	100
64	St.Thomas Hr.Sec.School, Nagagaon,Dimapur	77	90.41	65	72.58
65	St.Teresa's School,Dimapur	34	73.53	25	83.33
66	Carewell School,Dimapur	20	100	20	95
67	Millennial Vision School,Dimapur	28	67.86	14	78.57
68	Logdrum Hr.Sec. School, Sangtamilla	36	97.22	37	69.44
69	Footprints Academy, Kuda B' Khel	12	75	5	100
70	Evershine School,Dimapur	25	87.50	21	45
71	Herbert Spencer School,Dimapur	17	82.35	17	64.71
72	St.Paul School,Purana Bazar	28	89.29	24	95.83
73	Xuvihe Memorial School,Dimapur	14	100	15	33.33
74	Viphuho Foundation H.S., Purana Bazar	21	82.35	14	81.82
75	Pine Mount School,Padampukhuri	48	68.09	31	86.67
76	Gilgal School,Padampukhuri Village	54	89.80	48	65.96
77	Little Flower School,Dimapur	51	84.78	38	73.68
78	Holy Child School, Dimapur	91	90.11	82	97.53
79	Community Education Centre School,Dim	37	97.30	36	91.67
80	Harvest Mission School,Dimapur	28	67.86	19	94.74
81	St.Xavier's School,Purana Bazar	17	64.71	10	66.67
82	Woodstock School,Padampukhuri	22	90	16	66.67
83	Nagaland Adventist School,Dimapur	22	89.47	17	62.50
84	Mount Zion School, Kushiabill, Dimapur	27	77.78	22	95.45
85	Grace Academy, Thahekhu	17	93.75	13	100
86	Tihuto Modern School, Dimapur	15	100	12	33.33
87	Vivekananda Blooming Buds School, Dim	18	100	9	22.22
88	Mount Hermon School, Purana Bazar	13	76.92	10	100
89	River Belt School, Nagarjan	40	90	34	97.06
90	Govt.High School,Toluvi Village	47	100	42	33.33
91	Pole Star School, Shokuvi	11	50	6	100
92	Gospel Centre Church S., Burma Camp	16	87.50	13	91.67
93	Lewis Academy, Kevijau Colony	17	94.12	15	100
94	Christ School, Ekhyo Yan	21	100	20	100

District : Kiphire

Sl.No.	Institutions	Session (2023-24) Class: 9		Session (2024-25) Class:10	
		Enrolled	Qualified %	Enrolled	Qualified %
Government Institutions					
1	PM Shri Govt.Hr.Sec.School,Kiphire	170	<div><div></div></div> 34.71	59	<div><div></div></div> 16.36
2	Govt.Hr.Sec.School,Pungro	107	<div><div></div></div> 71.96	85	<div><div></div></div> 25.32
3	Govt.High School,Kichang	4	<div><div></div></div> 100	No enrolment	

Sl.No.	Institutions	Session (2023-24) Class: 9		Session (2024-25) Class:10	
		Enrolled	Qualified %	Enrolled	Qualified %
4	Govt.High School,Longmatra	11	100	12	16.67
5	PM Shri Govt.High School,Yangphi	84	47.62	50	13.95
6	Govt.High School,Amahator	8	75	5	0
7	Govt.High School,Phelongre	16	62.50	10	10
8	Govt.High School,Phuvkiu	14	57.14	8	0
9	PM Shri Govt.High School,Salomi	17	80	11	10
10	Govt.High School,Seyochung Village	5	33.33	No enrolment	
11	Govt.High School,Singrep	6	100	1	Dropped
12	Govt.High School,Mimi	2	0	No enrolment	
13	Govt.High School,Sitimi Town	19	82.35	16	53.33
Private Institutions					
14	Loyola Hr.Sec.School,Kiphire	130	97.69	126	97.62
15	Little Flower Hr.Sec.School,Pungro	77	94.74	72	79.17
16	Saramati View Modern School,Kiphire	57	71.93	40	97.50
17	Christian School,Pungro	53	75	36	77.78
18	Around Saramati Mountain School,Pungro	7	100	5	40
19	Cambridge School,Kiphire	53	48.08	25	100
20	St.Mary's School,Seyochung	29	81.48	22	77.27
21	El Beth School,Kiphire	53	84.91	45	64.44
22	Trinity School,Kiphire Town	68	61.76	43	47.62
23	Holy Cross School,Kiphire	25	82.61	23	80
24	Good Shepherd School,Kiphire	59	86.21	49	97.87
25	Agape Hr.Sec. School, Kiphire	59	55.36	24	100
26	Mount Horeb Baptist School, Pungro	28	81.48	21	60

District : Longleng

Sl.No.	Institutions	Session (2023-24) Class: 9		Session (2024-25) Class:10	
		Enrolled	Qualified %	Enrolled	Qualified %
Government Institutions					
1	Bautüing Govt.Hr.Sec.School,Longleng	131	59.54	90	30.34
2	Govt.High School,Tamlu	6	100	4	100
3	Govt. High School, Sakshi	8	100	No enrolment	
4	Govt.High School,Yachem	14	64.29	8	100
5	Govt. High School, Bura Namsang	10	40	4	0
6	Govt.High School,Namching	13	100	10	0
7	Govt.High School,Pongo	9	100	5	0
8	Govt.High School,Yaongyimchen	10	100	10	66.67
9	Govt.High School,Kangching	2	100	2	0
10	Govt.High School,Bhumnyu	8	75	6	16.67
11	Govt.High School,Yongnyah	3	100	6	33.33
12	Govt.High School,Yotan	9	42.86	2	0
13	PM Shri Govt.High School,Nyengching	29	96.15	30	13.79
Private Institutions					
14	Phom Lempong Hr.Sec.School,Longleng	90	49.44	44	97.73
15	Shamakok Mission School,Longleng	57	69.81	30	50
16	St.Joseph School,Longleng	57	89.47	49	100
17	Christian School,Tamlu	23	95.45	22	68.18
18	Good Shepherd School,Longleng	44	72.50	29	79.31
19	Christian School,Longleng	54	81.48	44	95.45
20	Vision Vale School, Longleng	43	59.52	23	95.65
21	St. Thomas School, Tamlu, Longleng	25	92	23	100

District : Peren

Sl.No.	Institutions	Session (2023-24) Class: 9		Session (2024-25) Class:10	
		Enrolled	Qualified %	Enrolled	Qualified %
Government Institutions					
1	PM Shri Govt.Hr.Sec.School,Jalukie	126	66.67	82	76.83
2	Govt.Hr.Sec.School,Peren	75	72	54	76.47
3	Govt.High School,Heningkunglwa	67	41.27	25	64
4	Govt.Hr.Sec.School,Ahthibung	73	58.82	42	50
5	Govt.Hr.Sec.School,Tening	9	55.56	5	40
6	Govt.High School,Mbaulwa	18	56.25	9	66.67
7	Govt.High School,Dungki	12	75	8	57.14
8	Govt.High School,Bongkolong	17	64.71	12	81.82
9	Govt.High School,Ngwalwa	37	65.71	23	52.17
10	Govt.High School,Nsong	19	68.42	14	21.43
11	Govt.High School,Mhaikam	42	51.35	19	15.79
12	Govt.High School,Azailong	11	100	11	36.36
13	Govt.High School,Jalukie'B'	84	80.88	54	39.13
14	Govt.High School,Lilen	19	28.57	3	33.33
15	Govt.High School,Mhainamtsi	27	55.56	15	15.38
16	Govt.High School, Beisumpuikam	20	83.33	15	33.33
17	PM Shri Govt.High School, DC Colony	36	41.18	13	30.77
Private Institutions					
18	St.Xavier Hr.Sec.School,Jalukie	114	84.82	94	90.43
19	All Saints Hr.Sec.School,Peren	43	80.95	34	100
20	Baptist High School,Jalukie	36	51.72	14	78.57
21	Baptist Hr.Sec. School,Peren	46	89.13	43	63.41
22	St.Francis De Sales School,Tening	12	100	11	85.71
23	Zeliangrong Heraka School,Tening	35	51.61	16	100
24	Barail Valley Hr.Sec.School,Jalukie	67	76.92	49	100
25	Ibaung Thou Memorial School,Jalukie	43	59.52	21	52.38
26	Chwang School,Samziuram	54	65.96	30	83.33
27	Baptist High School,Tening	46	91.11	42	68.29
28	Christian School,Jalukie	29	57.14	17	26.67
29	Christian School,Ahthibung	17	68.75	12	41.67
30	L.M.Hr.Sec.School,Mhainamtsi	120	61.26	67	95.52
31	Baptist Hr. Sec. School, Jalukie- B	72	55.56	37	94.59
32	Haisuiwang School,Kamdi	30	64.29	18	88.89
33	Transforming Lives H.S. Academy, Gaili	26	70.83	17	64.71
34	Mungleu Valley School, Saijang, Jalukie	17	93.75	15	100
35	Ikiesing Memorial School, Jalukie	32	43.75	14	85.71
36	Ramzie School, Jalukie	12	83.33	10	100

District : Noklak

Sl.No.	Institutions	Session (2023-24) Class: 9		Session (2024-25) Class:10	
		Enrolled	Qualified %	Enrolled	Qualified %
Government Institutions					
1	Govt.Hr.Sec.School,Noklak	104	<div><div></div></div> 45.19	58	<div><div></div></div> 33.96
2	Govt.High School,Panso	12	<div><div></div></div> 66.67	9	<div><div></div></div> 100
3	Govt.High School,Noklak Village	88	<div><div></div></div> 100	43	<div><div></div></div> 72.50
4	Govt.High School,Thonoknyu	22	<div><div></div></div> 100	13	<div><div></div></div> 23.08
5	Govt.High School,Pushu	6	<div><div></div></div> 100	6	<div><div></div></div> 0

Sl.No.	Institutions	Session (2023-24) Class: 9		Session (2024-25) Class:10	
		Enrolled	Qualified %	Enrolled	Qualified %
Private Institutions					
6	Christian High School,Noklak	122	66.94	80	94.94
7	Holy Angels School,Noklak	72	55.56	40	65
8	St. Paul School, Noklak Town	110	75.45	83	98.80
9	Straightway Mission School Dan ITC	16	62.50	10	90

District : Chumoukedima

Sl.No.	Institutions	Session (2023-24) Class: 9		Session (2024-25) Class:10	
		Enrolled	Qualified %	Enrolled	Qualified %
Government Institutions					
1	PM Shri Govt. Hr. Sec. School, Chumoukedima	157	<div><div></div></div> 44.59	48	<div><div></div></div> 95.74
2	Govt.Hr.Sec.School,Medziphema	107	<div><div></div></div> 56.31	56	<div><div></div></div> 76.36
3	Govt. Hr. Sec. School, Diphupar	179	<div><div></div></div> 45.25	64	<div><div></div></div> 89.06
4	Govt. High School, Molvom	60	<div><div></div></div> 48.33	32	<div><div></div></div> 84.38
5	Govt. High School, Akahuto	8	<div><div></div></div> 100	7	<div><div></div></div> 33.33
6	Govt. High School, Dhansiripar	61	<div><div></div></div> 84.91	48	<div><div></div></div> 41.67
7	Govt. Hr. Sec. School, Singrijan	85	<div><div></div></div> 47.62	39	<div><div></div></div> 70.27
8	Govt. High School, Naga United Village	84	<div><div></div></div> 67.07	47	<div><div></div></div> 40
9	Govt.High School,Maova	18	<div><div></div></div> 44.44	8	<div><div></div></div> 85.71
10	Govt. High School, Sovima	56	<div><div></div></div> 67.39	26	<div><div></div></div> 50
11	Govt.High School,Piphema	19	<div><div></div></div> 77.78	14	<div><div></div></div> 61.54
12	Govt. High School, Chumoukedima Village	43	<div><div></div></div> 55.81	22	<div><div></div></div> 9.09
13	Govt.High School,Diphupar'B'	68	<div><div></div></div> 68.85	47	<div><div></div></div> 8.89
14	Eklavya Model Res.School, Diphupar	49	<div><div></div></div> 97.96	44	<div><div></div></div> 100
15	Govt. High School, Thilixu	67	<div><div></div></div> 52.24	35	<div><div></div></div> 48.48
Private Institutions					
16	St.Francis De Sales Hr.Sec.School,Medziphema	140	<div><div></div></div> 69.29	95	<div><div></div></div> 97.89
17	Godwin Hr.Sec.School,Chumoukedima	49	<div><div></div></div> 65.12	28	<div><div></div></div> 74.07
18	Mount Mary HSS, Chumoukedima	59	<div><div></div></div> 74.55	40	<div><div></div></div> 100
19	Unity Christian Hr. Sec. School, Diphupar	100	<div><div></div></div> 78.95	70	<div><div></div></div> 92.86
20	Vision Hr. Sec. School, Diphupar	50	<div><div></div></div> 69.39	34	<div><div></div></div> 96.88
21	North Town HSS, Chumoukedima	136	<div><div></div></div> 79.69	98	<div><div></div></div> 98.98
22	Hebron Hr. Sec. School, Sovima	64	<div><div></div></div> 87.93	49	<div><div></div></div> 72.92
23	Carmel Hr. Sec. School, Chekiye Village	149	<div><div></div></div> 91.95	135	<div><div></div></div> 89.63
24	Patkai Hr. Sec. School, Chumoukedima	36	<div><div></div></div> 60	21	<div><div></div></div> 100
25	St. Joseph's HSS, Chumoukedima	169	<div><div></div></div> 95.83	156	<div><div></div></div> 98.71
26	Eastern Academy HSS, Diphupar	18	<div><div></div></div> 94.44	17	<div><div></div></div> 94.12
27	Great Commission Hr.Sec.S, Naga United Village	44	<div><div></div></div> 100	44	<div><div></div></div> 97.73
28	Christian Mission Hr.Sec.School, Diphupar	52	<div><div></div></div> 80.77	45	<div><div></div></div> 93.02
29	Eden Hr. Sec. School, Thilixu	108	<div><div></div></div> 81.31	85	<div><div></div></div> 72.62
30	Nagaland Police Central S., Chumoukedima	51	<div><div></div></div> 88.24	79	<div><div></div></div> 28.00
31	King David Hr.Sec.School,Medziphema	33	<div><div></div></div> 87.88	31	<div><div></div></div> 93.55
32	Hornbill School, Chekiye Village	7	<div><div></div></div> 100	34	<div><div></div></div> 70.97
33	Rivenburg School,Medziphema	25	<div><div></div></div> 52	14	<div><div></div></div> 100
34	Agape Hr. Sec. School, Chumoukedima	40	<div><div></div></div> 77.50	29	<div><div></div></div> 89.29
35	Little Angels' Hr. Sec School, Thilixu	39	<div><div></div></div> 76.92	26	<div><div></div></div> 95
36	Sacred Heart School, Model Village	28	<div><div></div></div> 72	19	<div><div></div></div> 100
37	St. Gabriel School, Chumoukedima	34	<div><div></div></div> 78.79	24	<div><div></div></div> 87.50
38	Christian School,Molvom	22	<div><div></div></div> 50	8	<div><div></div></div> 75
39	Saint Joseph's School, Chekiye Village	11	<div><div></div></div> 66.67	7	<div><div></div></div> 71.43

Sl.No.	Institutions	Session (2023-24) Class: 9		Session (2024-25) Class:10	
		Enrolled	Qualified %	Enrolled	Qualified %
40	Chakhroma Baptist Mission S.,Medziphema	21	95.24	18	94.44
41	Brothers' & Sisters' School, Chumoukedima	60	70.59	33	90.91
42	Shalom Mission School, Doyapur	79	32.86	23	100
43	Modern School, Chumoukedima	5	100	5	60
44	Daeshin Academy, Diphupar	71	98.55	68	86.76
45	Modern Christian School,Medziphema	24	55.00	11	81.82
46	Little Daffodils Hr. Sec. School, Doyapur	65	61.02	36	97.22
47	Pimla Baptist Mission School, Pimla	10	70	7	100
48	Charity Residential School, Sugar Mill Village	32	73.33	19	94.44
49	Saint Savio Hr.Sec.School, Chumoukedima	59	96.61	54	98.15
50	Immanuel School, Chumoukedima	20	95	18	88.89
51	St. Anthony's School, Tenyiphe-I	64	89.06	57	92.86
52	Riverine Public Hr. Sec. School, Urta Village	35	88.57	28	64.29
53	Saint John's School, Diphupar- B	49	89.58	40	100
54	Rich Mount School, Chekiye Village	18	81.25	13	92.31
55	Seeds Of Hope Hr.Sec.School, Chumoukedima	55	70.37	36	97.06
56	Cosmopolitan School, Chumoukedima	52	78.43	35	100
57	St.Gabriel School, Murise, Dhansiripar	23	100	23	90.91
58	Gamadi Vidya Bharati School, Dhansiripar	13	75	10	100
59	Bethel Faith School, Seithekema-Chumou	24	91.30	19	89.47
60	Shekinah School, Chumoukedima	25	72	18	100
61	Puda Memorial School, Model Village	42	75.61	28	96.30
62	Highland Hall Hr.Sec.School, Naga United Village	88	95.35	81	88.89
63	St. Peter's School, Toulazouma	15	93.33	19	68.42
64	Mount Saramati HSS, Unity Village	54	85.19	45	97.78
65	Brighter Academy, Model Village	15	92.86	12	100
66	Rincho Academy, Sovima	47	87.23	44	100
67	Springfield School,Rüzaphema	22	81.82	18	100
68	Touch Of Hope School, Shokhuvi	25	73.91	18	94.44
69	Little Flower School, Chumoukedima	57	80.70	46	100
70	Blue Star School, Singrijan	40	80	32	96.88
71	Gonyü Memorial School, Chumoukedima	17	62.50	10	100
72	Bethel A. G. School, Diezephe, Singrijan	13	100	13	100
73	Westside Hr.Sec.School, Kiyeto, Dhansiripar	48	93.18	41	97.50
74	Ebenezer School, Dhansiripar	12	81.82	9	88.89
75	Christian Mission School, Seitheke Basa	16	75	13	83.33

District : Niuland

Sl.No.	Institutions	Session (2023-24) Class: 9		Session (2024-25) Class:10	
		Enrolled	Qualified %	Enrolled	Qualified %
Government Institutions					
1	Govt.Hr.Sec.School,Niuland	58	<div><div></div></div> 29.63	14	<div><div></div></div> 53.85
2	Govt. High School, Nihoto	53	<div><div></div></div> 26.92	19	<div><div></div></div> 31.58
3	Govt.High School,Kuhuboto	40	<div><div></div></div> 53.33	19	<div><div></div></div> 33.33
4	Govt.High School,Khaghaboto	54	<div><div></div></div> 34.21	13	<div><div></div></div> 16.67
5	Govt.High School,Aghunaqa	13	<div><div></div></div> 46.15	7	<div><div></div></div> 33.33
6	Govt.High School,Nito	31	<div><div></div></div> 44	11	<div><div></div></div> 63.64
7	Govt.High School,Zuheshe	9	<div><div></div></div> 0	No enrolment	
Private Institutions					
8	St.Joseph's Christian Academy,Kuhuboto	61	<div><div></div></div> 72.13	44	<div><div></div></div> 93.18

Sl.No.	Institutions	Session (2023-24) Class: 9		Session (2024-25) Class:10	
		Enrolled	Qualified %	Enrolled	Qualified %
9	Central Academy,Kuhuboto	9	100	8	62.50
10	Modern School,Niuland	11	90.91	12	81.82
11	St.Joseph School,Viyito,Niuland	29	100	24	78.26
12	Shepherd High School, Niuland	23	100	27	76
13	Reginald Hughes Shaw Mem.School,Niuland	31	83.87	21	100
14	Bethel Baptist School,Old Showuba	74	57.35	41	82.50
15	Baptist School,Kuhuboto	40	62.86	22	100
16	Royal Academy School, Khehoyi	30	66.67	14	92.86
17	Grace Christian Mission School, Nihoto	8	100	8	75

District : Tseminyu

Sl.No.	Institutions	Session (2023-24) Class: 9		Session (2024-25) Class:10	
		Enrolled	Qualified %	Enrolled	Qualified %
Government Institutions					
1	Govt.Hr.Sec.School,Tseminyu	28	60.71	18	35.29
2	Govt.High School,Chunlikha	5	100	4	0
3	Govt.High School,Sendenyu	11	60	5	40
4	Govt.High School,Kasha	8	50	3	100
5	Govt.High School,Tesophenyu	9	85.71	8	12.50
6	Govt.High School,Tseminyu New Town	25	95.65	25	50
7	Govt.High School,Kandinu	14	42.86	8	87.50
Private Institutions					
8	Baptist Hr.Sec.School,Tseminyu	66	84.85	56	98.21
9	Christian School,Tseminyu	16	56.25	9	100
10	Don Bosco School,Tseminyu	47	82.98	33	100
11	A.G.School,Tseminyu	17	93.33	16	43.75
12	Don Bosco School,Tesophenyu	29	93.10	27	88.89

District : Shamator

Sl.No.	Institutions	Session (2023-24) Class: 9		Session (2024-25) Class:10	
		Enrolled	Qualified %	Enrolled	Qualified %
Government Institutions					
1	Govt.Hr.Sec.School,Shamator	74	<div><div></div></div> 20.31	25	<div><div></div></div> 21.74
2	Govt.High School,Chessore	27	<div><div></div></div> 81.48	20	<div><div></div></div> 12.50
3	Govt.High School,Kuthur	24	<div><div></div></div> 78.26	18	<div><div></div></div> 25
4	Govt.High School,Sotokur	2	<div><div></div></div> 100	1	Dropped
5	Govt.High School,Sangkor	14	<div><div></div></div> 100	No enrolment	
6	Govt.High School,Mangko	3	<div><div></div></div> 100	1	Dropped
Private Institutions					
7	Christian High School,Shamator	78	<div><div></div></div> 44.29	42	<div><div></div></div> 66.67
8	St.Xavier Hr.Sec. School,Shamator	109	<div><div></div></div> 84.26	90	<div><div></div></div> 88.89
9	Sangto Christian School, Chessore	72	<div><div></div></div> 80	46	<div><div></div></div> 72.09

District : Meluri

Sl.No.	Institutions	Session (2023-24) Class: 9		Session (2024-25) Class:10	
		Enrolled	Qualified %	Enrolled	Qualified %
Government Institutions					
1	Govt.Hr.Sec.School,Meluri	77	<div><div></div></div> 31.17	29	<div><div></div></div> 25.93
2	Govt.High School,Phoyisha(Yesi)	15	<div><div></div></div> 81.82	9	<div><div></div></div> 22.22
3	Govt.High School,Kamaleah	12	<div><div></div></div> 58.33	7	<div><div></div></div> 57.14

Sl.No.	Institutions	Session (2023-24) Class: 9		Session (2024-25) Class:10	
		Enrolled	Qualified %	Enrolled	Qualified %
4	Govt.High School,Akhegwo	18	100	14	0
5	Govt.High School,Phokhungri	9	87.50	5	33.33
6	Govt.High School,Pholary	14	60	6	100
7	Govt.High School,Sutsu	2	100	2	50
8	Govt.High School,Kangjang	4	50	3	33.33
Private Institutions					
9	St.Xavier Hr.Sec.School,Meluri	123	73.73	84	98.81
10	Christian Hr.Sec. School,Meluri	70	71.64	53	78.85
11	Shilloi Mission School,Wezihu	29	60.71	18	94.44

Noteworthy Observations: Enrolment and Retention Challenges

It has been observed that certain Institutions are implementing a screening process at Class IX level. This appears to be a strategy to enhance their performance metrics in the subsequent Class X (HSLC) Examination. This practice leads to the following concerning outcomes:

Declining Secondary Level Enrolment: These Institutions are not maintaining the Class IX Enrolment figures into Class X. This directly contributes to a noticeable decline in overall Enrolment at the Secondary level.

Increased Student Dropout Rates: The rising student dropout rate is often linked to students not qualifying the Class IX - Phase I and/or II Examinations, leading them to either leave school or secure a Qualified Transfer Certificate, and ultimately failing to complete the two-year Secondary Education curriculum.

The Board previously ceased the practice of publishing individual Institutions' Qualified Percentages in the HSLC Examination Gazette. This measure was intended to discourage Institutions from making decisions primarily aimed at inflating their pass rates.

However, it's evident that some Institutions persist in disproportionately removing students enrolled in Class IX. This remains a significant concern, and we urge all stakeholders to cooperate in discontinuing such practices, which hinder our students' academic advancement within the state.

Districts Qualified Percentages at the Secondary level

Sl.No.	Districts	Session (2023-24) Class: 9		Session (2024-25) Class:10	
		Enrolled	Qualified %	Enrolled	Qualified %
1	Kohima	4336	81.84	3446	89
2	Mokokchung	1767	81.89	1373	82.65
3	Tuensang	1909	66.02	1179	62.36
4	Mon	3508	69.92	2368	67.63
5	Phek	1578	69.42	1059	78.54
6	Wokha	1228	77.69	923	77.34
7	Zunheboto	1448	81.36	1105	75.53
8	Dimapur	5556	80.03	4234	78.53
9	Kiphire	1161	68.96	788	63.85
10	Longleng	645	71.22	441	64.75
11	Peren	1543	66.87	965	71.67
12	Noklak	552	66.80	342	76.47
13	Chumoukedima	3840	74.32	2725	84.84
14	Niuland	574	58	304	76.84
15	Tseminyu	275	78.65	212	75.85
16	Shamator	403	64.46	243	65.16
17	Meluri	373	63.43	230	73.76

Districts Qualified Percentages at the Secondary level compared to the State Mean Percentage

Sl.No.	Districts	Session (2023-24) Class: 9			Session (2024-25) Class:10		
		State Mean %	Qualified %	Difference	State Mean %	Qualified %	Difference
1	Kohima	74.80	81.84	↑	77.67	89	↑
2	Mokokchung	74.80	81.89	↑	77.67	82.65	↑
3	Tuensang	74.80	66.02	↓	77.67	62.36	↓
4	Mon	74.80	69.92	↓	77.67	67.63	↓
5	Phek	74.80	69.42	↓	77.67	78.54	↑
6	Wokha	74.80	77.69	↑	77.67	77.34	↓
7	Zunheboto	74.80	81.36	↑	77.67	75.53	↓
8	Dimapur	74.80	80.03	↑	77.67	78.53	↑
9	Kiphire	74.80	68.96	↓	77.67	63.85	↓
10	Longleng	74.80	71.22	↓	77.67	64.75	↓
11	Peren	74.80	66.87	↓	77.67	71.67	↓
12	Noklak	74.80	66.80	↓	77.67	76.47	↓
13	Chumoukedima	74.80	74.32	↓	77.67	84.84	↑
14	Niuland	74.80	58	↓	77.67	76.84	↓
15	Tseminyu	74.80	78.65	↑	77.67	75.85	↓
16	Shamator	74.80	64.46	↓	77.67	65.16	↓
17	Meluri	74.80	63.43	↓	77.67	73.76	↓

Evaluating Institutions Performances at the Higher Secondary level: Enrolment and Pass Percentage

Introduction

Robust evaluation metrics are crucial for driving continuous improvement and ensuring student success within the Higher Secondary Education system. This document outlines key indicators designed to assess Institution's Performance at the Higher Secondary level:

1. Class XI in the academic session (2023-24):

- (a) **Enrolment:** The total number of students registered in Class XI during the academic year (2023-24). This reflects a school's capacity and reach at the entry point of the Higher Secondary level.
- (b) **Qualified Percentage:** The percentage of Class XI students who successfully met the promotion criteria— namely, Class XI Promotion Examination, along with internal assessments— to advance to Class XII in the academic year (2024-25). This demonstrates the effectiveness of the teaching and learning process and student preparedness for the next stage.

2. Class XII in the academic session (2024-25):

- (a) **Enrolment:** The total number of students registered in Class XII during the academic year (2024-25). This allows for a comparison with the previous year's Class XI Enrolment to assess student retention and progression within the Higher Secondary level.
- (b) **Qualified Percentage:** The percentage of Class XII students who successfully qualified their Final examinations (e.g., HSSLC Examination) in the academic year (2024-25), thereby enabling progression to higher education. This is a crucial indicator of an Institution's overall academic success and its ability to prepare students for significant academic milestones.

Key Insights from this Analysis

By analysing both Enrolment and Pass Percentages across these two consecutive academic years for Higher Secondary level, stakeholders can gain insights into:

- (a) **Student Progression and Retention:** Assessing the effectiveness of student retention and progression strategies for Higher Secondary level. The most pressing concerns are Institutions grappling with declining student enrolment from Class XI to Class XII. Such substantial losses in student continuity highlight a critical need for immediate intervention and effective strategies.
- (b) **Academic Effectiveness:** An institution's ability to prepare students to meet academic standards at different stages of the Higher Secondary level.
- (c) **Performance Trends:** Identifying areas of underperformance or positive trends in academic results over time.
- (d) **Resource Allocation and Support Needs:** Understanding where additional support or interventions might be required to improve student success as a result of this analysis

Note: Font colour for Pass Percentage

Pass % = 100	:	Green
$50 \leq \text{Pass \%} < 100$:	Blue
Pass % < 50	:	Red

Institutions Pass Percentages at the Higher Secondary Level**District : Kohima**

Sl.No.	Institutions	Stream	Session:(2023-24) Class:11		Session:(2024-25) Class:12	
			Enrolled	Pass %	Enrolled	Pass %
Government Institutions						
1	Rüzühkhrie Govt.Hr.Sec.School,Kohima	Arts	132	81.82	109	81.65
		Science	93	86.02	79	84.81
		Commerce	48	89.58	43	88.37
2	Dr.Neilhouzhü Kire Govt.Hr.Sec. School, Seikhazou	Arts	167	76.05	126	92.06
		Commerce	23	77.27	17	76.47
3	T.M.Govt.Hr.Sec.School,Kohima	Arts	156	75.64	117	85.47
4	Govt.Hr.Sec.School,Jotsoma	Arts	57	70.18	39	94.87
		Commerce	13	84.62	11	54.55
5	Govt.Hr.Sec.School,Chiechama	Arts	30	70	21	95.24
6	John Govt.Hr.Sec.School,Viswema	Arts	48	50	22	63.64
7	Govt.Hr.Sec.School,Sechü	Arts	45	73.33	32	96.88
8	Govt.Hr.Sec.School,Kigwema	Science	25	84	21	90.48
Private Institutions						
8	Mezhür Hr.Sec.School,Kohima	Arts	175	98.29	169	99.41
		Science	97	93.81	88	93.18
9	Don Bosco Hr.Sec.School,Kohima	Arts	82	81.71	65	100
		Science	169	83.43	140	87.14
10	Ministers' Hill Baptist HS School,Kohima	Arts	197	85.28	166	87.35
11	Baptist High,Kohima	Science	226	91.59	204	69.12
12	Chandmari Hr.Sec.School,Kohima	Arts	158	96.20	168	76.19
13	Little Flower Hr.Sec.School,Kohima	Arts	59	86.44	51	98.04
		Science	45	88.89	40	95
14	Model Hr.Sec.School,Kohima	Arts	129	93.02	119	95.80
		Science	264	89.02	234	90.17
		Commerce	67	88.06	58	91.38
15	Bethel Hr.Sec.School,Kohima	Science	66	80.30	53	96.23
16	Christ King Hr.Sec.School,Kohima	Arts	90	94.44	83	97.59
17	Stella Hr.Sec.School,Kohima	Arts	82	92.68	76	98.68
18	St.Joseph Hr.Sec.School,Viswema	Arts	39	94.87	37	89.19
19	Northfield,Khikha	Arts	84	91.67	77	90.91
20	Mount Carmel Hr.Sec. School, Kohima	Arts	88	72.73	60	88.33
21	Mount Sinai Hr.Sec.School,Kohima	Arts	192	80.73	151	82.78
		Science	74	91.89	67	65.67
22	St.Mary's Cathedral Hr.Sec.School, Kohima	Arts	100	96	95	95.79
		Science	77	84.42	64	82.81
23	Grace Hr.Sec.School,Kohima	Arts	68	86.76	59	79.66
24	Loyola Hr.Sec.School,Jakhama	Arts	146	81.51	114	92.98
		Commerce	26	88.46	22	95.24
25	Fernwood School,Kohima	Arts	61	88.52	55	89.09
26	Mount Hermon Hr.Sec. School, Kohima	Arts	103	92.23	93	88.17
27	Dainty Buds,Kohima	Arts	55	85.45	42	92.86
28	Khedi Baptist HS School,Kohima Village	Arts	81	76.54	62	88.71
29	Bayavü Hr.Sec. School,Kohima	Arts	82	58.54	47	89.36
30	Don Bosco Hr.Sec.School, Sechü	Arts	36	94.44	34	94.12
31	Holy Family Hr.Sec.School,Kohima	Arts	75	84	55	90.91
32	Baptist Hr.Sec.School,Khuzama	Arts	18	77.78	15	93.33
33	Mewi Hr. Sec. School, Kohima	Arts	52	84.62	46	80.43

Sl.No.	Institutions	Stream	Session:(2023-24) Class:11		Session:(2024-25) Class:12	
			Enrolled	Pass %	Enrolled	Pass %
34	Modern Hr.Sec.School,Kohima	Arts	120	92.50	97	95.88
		Science	52	71.15	36	75
		Commerce	35	82.86	29	96.55
35	Christian Hr.Sec. School,Botsa	Arts	14	92.86	13	84.62
36	The Vineyard, Kohima	Arts	32	84.38	26	69.23
37	Vinyüzo Hr.Sec. School, Kohima	Arts	51	82.35	43	79.07

District : Mokokchung

Sl.No.	Institutions	Stream	Session:(2023-24) Class:11		Session:(2024-25) Class:12	
			Enrolled	Pass %	Enrolled	Pass %
Government Institutions						
1	PM Shri Mayangnokcha Govt.Hr.Sec. School, Mokokchung	Arts	221	80.09	174	94.25
		Science	103	68.93	72	87.50
		Commerce	56	94.44	51	60.78
2	Senayangba Govt.Hr.Sec.School,Ungma	Arts	49	87.76	43	76.74
		Science	22	81.82	18	66.67
3	Govt.Hr.Sec.School,Tuli	Arts	75	88	66	86.36
4	N.I.Jamir Govt.Hr.Sec. School, Ongpangkong	Arts	55	83.64	47	70.21
5	Govt.Hr.Sec.School,Mangkolemba	Arts	41	51.22	21	47.62
Private Institutions						
6	Queen Mary Hr.Sec. School, Mokokchung	Science	70	88.57	62	93.55
7	Edith Douglas Hr.Sec.School,Mokokchung	Arts	19	94.74	18	77.78
8	Clark Memorial Hr.Sec. School, Impur	Arts	42	78.57	32	75
9	2nd NAP Hr.Sec.School,Alichen	Arts	16	93.75	15	53.33
10	Model Hr.Sec.School,Mokokchung	Arts	37	83.78	33	69.70
11	Baptist Hr.Sec. School, Mangkolemba	Arts	20	90	18	100
12	Christian Standard HSS,Changtongya	Arts	48	85.42	41	87.80
13	Town Hr.Sec.School,Mokokchung	Arts	70	92.86	63	90.48
14	Hill View Hr.Sec. School, Mokokchung	Arts	16	93.75	15	66.67
15	Queen Mary HSS, Mokokchung	Arts	149	89.26	134	97.76
16	Canaan Christian HS School, Mokokchung	Arts	14	100	11	100
17	Zion Hr.Sec School,Tzudikong	Arts	15	93.33	14	64.29
18	Christian Residential HSS, Mokokchung	Arts	12	83.33	12	75
19	Straightway Hr.Sec. School, Mokokchung	Arts	71	87.32	62	88.71

District : Tuensang

Sl.No.	Institutions	Stream	Session:(2023-24) Class:11		Session:(2024-25) Class:12	
			Enrolled	Pass %	Enrolled	Pass %
Government Institutions						
1	Govt.Hr.Sec.School,Tuensang	Arts	274	70.07	194	70.10
		Science	59	64.41	39	61.54
2	PM Shri Govt.Hr.Sec.School,Thangjam	Arts	204	51.96	103	86.41
		Commerce	21	76.19	16	100
3	Govt.Hr.Sec.School,Longkhim	Arts	55	76.36	43	37.21
Private Institutions						
4	St.John's Hr.Sec.School,Tuensang	Arts	94	85.11	79	98.73
		Science	28	92.86	26	100
5	Baptist Thangyen Hr.Sec.School,Tuensang	Arts	110	80.91	85	74.12

District : Mon

Sl.No.	Institutions	Stream	Session:(2023-24) Class:11		Session:(2024-25) Class:12	
			Enrolled	Pass %	Enrolled	Pass %
Government Institutions						
1	Govt.Hr.Sec.School,Mon	Arts	269	48.70	131	93.13
		Science	53	43.40	22	100
2	PM Shri Govt.Hr.Sec.School,Aboi	Arts	146	50.68	74	79.73
3	Govt.Hr.Sec.School,Tizit	Arts	187	58.29	109	73.39
4	Govt.Hr.Sec.School,Nagimora	Arts	34	50	17	100
5	Govt.Hr.Sec.School,Mon Town'D'	Arts	198	55.05	109	72.48
6	Govt.Hr.Sec.School,Tobu	Arts	91	74.73	67	61.19
Private Institutions						
7	United Christian HS School, Nagimora	Arts	18	100	17	82.35
8	Konjong Hr.Sec.School,Mon	Arts	122	59.02	72	97.22
9	Newman Hr.Sec.School,Tobu	Arts	30	93.33	28	78.57
10	Don Bosco Hr.Sec.School,Mon	Arts	76	77.63	58	100
11	St.John's Hr.Sec.School,Aboi	Arts	45	48.89	22	95.45
12	St.John's Hr.Sec.School,Mon	Arts	141	89.36	124	90.32
		Science	44	93.18	41	56.10

District : Phek

Sl.No.	Institutions	Stream	Session:(2023-24) Class:11		Session:(2024-25) Class:12	
			Enrolled	Pass %	Enrolled	Pass %
Government Institutions						
1	Govt.Hr.Sec.School,Phek	Arts	160	79.38	128	60.16
		Science	42	80.95	33	54.55
2	Govt.Hr.Sec.School,Chozuba	Arts	145	77.24	112	79.46
3	Govt.Hr.Sec.School,Pfütsero	Arts	221	80.54	178	83.71
		Science	37	89.19	33	69.70
Private Institutions						
4	Sacred Heart Hr.Sec. School, Chizami	Arts	17	94.12	16	81.25
5	Chakhesang Mission HS School, Pfütsero	Arts	38	81.58	32	81.25
6	Tewelhi Medo Tyrannus HSS, Pfütsero	Arts	9	88.89	9	88.89
7	Christian Mission Hr.Sec. School, Phek	Arts	52	57.69	29	79.31

District : Wokha

Sl.No.	Institutions	Stream	Session:(2023-24) Class:11		Session:(2024-25) Class:12	
			Enrolled	Pass %	Enrolled	Pass %
Government Institutions						
1	Govt.Hr.Sec.School,Wokha	Arts	167	85.03	144	52.78
		Science	16	93.75	14	42.86
2	Govt.Hr.Sec.School,Bhandari	Arts	33	96.97	33	45.45
3	Govt.Hr.Sec.School,Chukitong	Arts	11	63.64	6	83.33
4	Govt.Hr.Sec.School,Sungro	Arts	5	100	5	80
Private Institutions						
5	Don Bosco Hr.Sec.School,Wokha	Arts	159	87.42	138	93.48
6	Don Bosco Hr.Sec.School,Bhandari	Arts	40	87.50	32	84.38
7	Libemo Memorial School,Wokha	Arts	12	75	9	88.89
8	Isaiah Ability Hr.Sec. School, Wokha	Arts	35	71.43	25	100

District : Zunheboto

Sl.No.	Institutions	Stream	Session:(2023-24) Class:11		Session:(2024-25) Class:12	
			Enrolled	Pass %	Enrolled	Pass %
Government Institutions						
1	Govt.Hr.Sec.School,Pughoboto	Arts	11	90.91	9	11.11
2	Govt.Hr.Sec.School,Zunheboto	Arts	159	83.02	130	71.54
		Science	26	80.77	21	71.43
3	Govt.Hr.Sec.School,Aghunato	Arts	96	68.75	64	67.19
4	Govt.Hr.Sec.School,Satakha	Arts	20	95	19	57.89
5	Govt.Hr.Sec.School,Akuluto	Arts	37	75.68	28	57.14
Private Institutions						
6	Olympic Hr.Sec.School,Zunheboto	Arts	107	99.07	105	87.62
7	Woodland Hr.Sec. School, Zunheboto	Arts	52	78.85	40	87.50
8	Cornerstone,Zunheboto	Arts	60	91.67	55	89.09
9	Bloom Field Hill Hr.Sec. School, Zun	Arts	41	92.68	35	74.29
10	Immanuel Hr.Sec. School, Zunheboto	Arts	61	65.57	40	95

District : Dimapur

Sl.No.	Institutions	Stream	Session:(2023-24) Class:11		Session:(2024-25) Class:12	
			Enrolled	Pass %	Enrolled	Pass %
Government Institutions						
1	Govt.Hr.Sec.School,Dimapur	Arts	189	83.07	155	83.23
		Science	73	69.86	52	69.23
2	Govt. Hr. Sec. School, Purana Bazar	Arts	134	66.42	75	89.33
Private Institutions						
3	Christian Hr.Sec.School,Dimapur	Arts	504	92.46	462	86.80
		Commerce	164	85.28	137	82.96
4	St.John Hr.Sec.Residential School, Dimapur	Arts	29	100	28	100
		Science	215	100	212	82.08
5	Greenwood School,Dimapur	Arts	369	90.24	325	81.54
		Science	120	89.17	108	76.85
6	Pranab Vidyapith Hr.Sec.School,Dimapur	Arts	120	96.67	110	63.64
		Science	290	98.97	274	69.34
		Commerce	189	98.41	182	76.11
7	Don Bosco Hr.Sec.School,Dimapur	Arts	255	92.16	232	87.93
		Science	81	92.59	73	84.93
8	S.D.Jain Hr.Sec.School,Dimapur	Arts	75	89.33	64	78.13
		Science	42	92.86	39	43.59
		Commerce	70	91.43	60	84.75
9	Ram Janaki Hr.Sec.School,Dimapur	Arts	65	90.77	55	76.36
		Commerce	40	100	38	70.27
10	Dimapur Mission Hr.Sec. School, Dimapur	Arts	172	80.23	139	56.83
11	Zakiesato Memorial Hr.Sec. School, Dimapur	Arts	18	88.89	16	12.50
12	Eden Hr.Sec.School,Dimapur	Arts	33	72.73	24	75
13	Cornerstone Hr.Sec.School,Duncan, Dimapur	Arts	131	83.97	107	84.11
		Commerce	12	91.67	11	54.55
14	M.G.M.Hr.Sec.School,Dimapur	Arts	124	83.06	102	86.27
		Science	65	81.54	53	81.13
		Commerce	39	79.49	31	87.10
15	Assembly of God Hr.Sec. School, Dimapur	Arts	42	83.33	33	63.64

Sl.No.	Institutions	Stream	Session:(2023-24) Class:11		Session:(2024-25) Class:12	
			Enrolled	Pass %	Enrolled	Pass %
16	St.Paul Hr.Sec.School,Dimapur	Arts	126	88.10	107	94.39
		Science	47	91.49	43	65.12
17	St.Stephen's Hr.Sec.School,Dimapur	Arts	64	84.38	50	74
		Science	19	78.95	23	47.83
18	Bethesda Hr.Sec.School,Dimapur	Arts	134	85.07	110	94.55
		Science	33	100	33	48.48
19	Holy Cross Hr.Sec.School,Dimapur	Science	271	99.26	269	75.46
		Commerce	141	97.87	137	93.38
20	Little Star Hr.Sec.School,Dimapur	Arts	98	97.96	97	95.88
		Science	129	100	128	86.72
21	Lima Aier Hr.Sec.School,Dimapur	Arts	91	90.11	78	97.44
		Science	30	90	26	65.38
22	St.Mary's Hr.Sec.School,Padampukhuri	Arts	103	91.26	95	73.68
23	St.Clare Hr.Sec.School, Kacharigaon	Arts	48	87.50	40	85
24	Assisi Hr.Sec.School,Dimapur	Arts	31	90.32	29	68.97
25	Christina Memorial Hr.Sec.School,Dim	Arts	76	86.84	63	90.48
26	St.Edmund's Hr.Sec.School,Dimapur	Arts	53	86.79	46	54.35
27	Honili Memorial Hr.Sec.School,Dimapur	Arts	57	75.44	43	81.40
		Commerce	8	87.50	7	66.67
28	Pilgrim Hr.Secondary,Dimapur	Arts	46	93.48	41	87.80
29	Vidhya Bhawan Hr.Sec. School,Dimapur	Arts	48	95.83	46	78.26
		Commerce	5	100	5	40
30	Lorna's Hr. Sec. School, Dimapur	Arts	41	82.93	34	91.18
31	Lampstand Hr.Sec.School,Toluvi Village	Arts	30	86.67	23	78.26
32	Shepherd's School,Dubagaon	Arts	13	100	10	100
33	St.Thomas Hr.Sec.School,Dimapur	Arts	28	82.14	27	74.07
34	Logdrum Hr.Sec.School, Sangtamilla	Arts	42	97.62	38	89.47

District : Kiphire

Sl.No.	Institutions	Stream	Session:(2023-24) Class:11		Session:(2024-25) Class:12	
			Enrolled	Pass %	Enrolled	Pass %
Government Institutions						
1	PM Shri Govt.Hr.Sec.School,Kiphire	Arts	120	61.67	73	65.75
		Science	10	70	7	42.86
2	Govt.Hr.Sec.School,Pungro	Arts	84	57.14	48	91.67
Private Institutions						
3	Loyola Hr.Sec.School,Kiphire	Arts	142	96.48	135	93.33
4	Agape Hr.Sec. School, Kiphire	Arts	41	56.10	22	95.45

District : Longleng

Sl.No.	Institutions	Stream	Session:(2023-24) Class:11		Session:(2024-25) Class:12	
			Enrolled	Pass %	Enrolled	Pass %
Government Institutions						
1	Bautüng Govt.Hr.Sec.School,Longleng	Arts	280	66.79	192	86.98
		Science	29	79.31	24	45.83
Private Institutions						
2	Phom Lempong Hr.Sec.School,Longleng	Arts	9	44.44	4	100

District : Peren

Sl.No.	Institutions	Stream	Session:(2023-24) Class:11		Session:(2024-25) Class:12	
			Enrolled	Pass %	Enrolled	Pass %
Government Institutions						
1	PM Shri Govt.Hr.Sec.School,Jalukie	Arts	185	84.32	155	64.52
2	Govt.Hr.Sec.School,Peren	Arts	90	80	68	80.88
		Science	15	80	12	58.33
3	Govt.Hr.Sec.School,Ahthibung	Arts	39	89.74	34	67.65
4	Govt.Hr.Sec.School,Tening	Arts	15	100	14	64.29
Private Institutions						
5	St.Xavier Hr.Sec.School,Jalukie	Arts	114	67.54	77	97.40
		Commerce	16	81.25	12	100
6	Baptist Hr. Sec. School, Jalukie- B	Science	35	91.43	32	81.25
7	All Saints Hr.Sec.School,Peren	Arts	14	100	14	92.86
8	Baptist Hr.Sec. School,Peren	Arts	15	100	15	93.33
9	Barail Valley Hr.Sec.School,Jalukie	Arts	67	79.10	51	80.39
10	L.M.Hr.Sec.School,Mhainamtsi	Arts	69	92.75	62	91.94
11	Transforming Lives H.S. Academy, Gaili	Arts	13	84.62	9	33.33

District : Noklak

Sl.No.	Institutions	Stream	Session:(2023-24) Class:11		Session:(2024-25) Class:12	
			Enrolled	Pass %	Enrolled	Pass %
Government Institutions						
1	Govt.Hr.Sec.School,Noklak	Arts	195	70.77	139	91.37

District : Chumoukedima

Sl.No.	Institutions	Stream	Session:(2023-24) Class:11		Session:(2024-25) Class:12	
			Enrolled	Pass %	Enrolled	Pass %
Government Institutions						
1	PM Shri Govt. Hr. Sec. School, Chumoukedima	Arts	164	65.85	99	100
		Science	20	95	19	68.42
2	Govt.Hr.Sec.School,Medziphema	Arts	80	80	65	96.92
3	Govt. Hr. Sec. School, Diphupar	Arts	147	53.74	75	89.33
4	Govt. Hr. Sec. School, Singrijan	Arts	94	74.47	69	75.36
Private Institutions						
5	St.Francis De Sales Hr.Sec.School, Medziphema	Arts	132	74.24	99	92.93
		Commerce	16	93.75	15	100
6	Godwin Hr.Sec.School,Chumoukedima	Arts	94	85.11	76	72.37
7	Mount Mary Hr. Sec. School, Chumoukedima	Arts	107	95.33	99	89.90
		Science	23	73.91	17	94.12
		Commerce	28	82.14	23	91.30
8	Unity Christian Hr. Sec. School, Diphupar	Arts	157	93.63	140	94.29
		Science	48	87.50	42	64.29
9	Vision Hr. Sec. School, Diphupar	Arts	79	70.89	58	87.93
10	North Town Hr. Sec. School, Chumoukedima	Arts	149	79.87	113	94.69
		Science	57	89.47	51	94.12
11	Hebron Hr. Sec. School, Sovima	Arts	61	85.25	48	83.33
12	Carmel Hr. Sec. School, Chekiye Village	Arts	185	84.32	150	97.33
		Science	61	78.69	43	90.70
		Commerce	59	88.14	52	94.23

Sl.No.	Institutions	Stream	Session:(2023-24) Class:11		Session:(2024-25) Class:12	
			Enrolled	Pass %	Enrolled	Pass %
13	Patkai Hr. Sec. School, Chumoukedima	Arts	138	65.22	89	88.76
		Science	80	75	60	61.67
		Commerce	25	64	16	56.25
14	St. Joseph's Hr. Sec. School, Chumoukedima	Arts	131	93.13	122	100
		Science	62	87.10	53	100
15	Eastern Academy Hr.Sec.School,Diphupar	Arts	29	96.55	26	92.31
16	Great Commission HSS, Naga United	Arts	30	76.67	23	52.17
17	Christian Mission Hr.Sec.School,Diphupar	Arts	54	66.67	38	100
18	Eden Hr. Sec. School, Thilixu	Arts	76	77.63	57	84.21
19	Agape Hr. Sec. School, Chumoukedima	Arts	107	84.11	90	95.56
		Commerce	38	86.84	33	69.70
20	Daeshin Academy, Diphupar	Arts	67	86.57	58	94.83
21	Little Daffodils Hr. Sec. School, Doyapur	Arts	36	75	26	100
22	Riverine Public Hr.Sec.School,Urra Village	Arts	11	90.91	14	57.14
23	Seeds Of Hope HS School, Chumoukedima	Arts	24	83.33	21	95.24
24	Highland Hall HSS, Naga United Village	Arts	51	96.08	46	69.57
25	King David Hr.Sec.School,Medziphema	Science	21	90.48	20	95
26	Mount Saramati Hr.Sec.School, Unity Village	Arts	24	83.33	20	80
		Science	10	50	5	40
		Commerce	4	100	4	100
27	Rincho Academy, Sovima	Arts	3	100	3	66.67
		Science	4	100	4	75

District : Niuland

Sl.No.	Institutions	Stream	Session:(2023-24) Class:11		Session:(2024-25) Class:12	
			Enrolled	Pass %	Enrolled	Pass %
Government Institutions						
1	Govt.Hr.Sec.School,Niuland	Arts	80	45	37	97.30

District : Tseminyu

Sl.No.	Institutions	Stream	Session:(2023-24) Class:11		Session:(2024-25) Class:12	
			Enrolled	Pass %	Enrolled	Pass %
Government Institutions						
1	Govt.Hr.Sec.School,Tseminyu	Arts	104	81.73	85	70.59
Private Institutions						
2	Baptist Hr.Sec.School,Tseminyu	Arts	21	80.95	17	88.24

District : Shamator

Sl.No.	Institutions	Stream	Session:(2023-24) Class:11		Session:(2024-25) Class:12	
			Enrolled	Pass %	Enrolled	Pass %
Government Institutions						
1	Govt.Hr.Sec.School,Shamator	Arts	42	35.71	16	87.50
Private Institutions						
2	St.Xavier Hr.Sec. School,Shamator	Arts	51	84.31	43	97.67

District : Meluri

Sl.No.	Institutions	Stream	Session:(2023-24) Class:11		Session:(2024-25) Class:12	
			Enrolled	Pass %	Enrolled	Pass %
Government Institutions						
1	Govt.Hr.Sec.School,Meluri	Arts	68	51.47	35	80
Private Institutions						
2	St.Xavier Hr.Sec.School,Meluri	Arts	61	86.89	53	83.02
3	Christian Hr.Sec. School,Meluri	Arts	43	79.07	34	88.24

Noteworthy Observations: Enrolment and Retention Challenges

It has been observed that certain Institutions are implementing a screening process at Class XI level. This appears to be a strategy to enhance their performance metrics in the subsequent Class XII (HSSLC) Examination. This practice leads to the following concerning outcomes:

Declining Higher Secondary Level Enrolment: These Institutions are not maintaining the Class XI Enrolment figures into Class XII. This directly contributes to a noticeable decline in overall Enrolment at the Higher Secondary level.

Increased Student Dropout Rates: The rising student dropout rate is often linked to students not qualifying the Class XI Examinations, leading them to either leave school or secure a Pass Transfer Certificate, and ultimately failing to complete the two-year Higher Secondary Education curriculum.

The Board previously ceased the practice of publishing individual Institutions' Pass Percentages in the HSSLC Examination Gazette. This measure was intended to discourage Institutions from making decisions primarily aimed at inflating their pass rates.

However, it's evident that some Institutions persist in disproportionately removing students enrolled in Class XI. This remains a significant concern, and we urge all stakeholders to cooperate in discontinuing such practices, which hinder our students' academic advancement within the state.

Districts Pass Percentages at the Higher Secondary level

Sl.No.	Districts	Stream	Session:(2023-24) Class:11		Session:(2024-25) Class:12	
			Enrolled	Pass %	Enrolled	Pass %
1	Kohima	Arts	3104	84.50	2584	89.55
		Science	1188	87.37	1026	83.33
		Commerce	212	85.85	180	90
2	Mokokchung	Arts	970	84.74	819	85.71
		Science	195	77.44	152	87.50
		Commerce	56	94.44	51	60.78
3	Tuensang	Arts	737	69.06	504	75.79
		Science	87	73.56	65	76.92
		Commerce	21	76.19	16	100
4	Mon	Arts	1357	61.39	828	83.94
		Science	97	65.98	63	71.43
5	Phek	Arts	642	78.19	504	76.39
		Science	79	84.81	66	62.12
6	Wokha	Arts	462	85.28	392	73.72
		Science	16	93.75	14	42.86
7	Zunheboto	Arts	644	83.07	525	76.95
		Science	26	80.77	21	71.43
8	Dimapur	Arts	3389	87.90	2904	82.33
		Science	1415	94.91	1333	74.34
		Commerce	668	92.96	608	80.76
9	Kiphire	Arts	387	72.87	278	85.97
		Science	10	70	7	42.86
10	Longleng	Arts	289	66.09	196	87.24
		Science	29	79.31	24	45.83
11	Peren	Arts	621	82.45	499	78.16
		Science	50	88	44	75
		Commerce	16	81.25	12	100
12	Noklak	Arts	195	70.77	139	91.37
13	Chumoukedima	Arts	2230	79.19	1724	90.55
		Science	386	82.64	314	81.85
		Commerce	170	84.12	143	84.62
14	Niuland	Arts	80	45	37	97.30
15	Tseminyu	Arts	125	81.60	102	73.53
16	Shamator	Arts	93	62.37	59	94.92
17	Meluri	Arts	172	70.93	122	83.61

Districts Pass Percentages at the Higher Secondary level compared to the State Mean Percentage

Sl.No.	Districts	Stream	Session:(2023-24) Class:11			Session:(2024-25) Class:12		
			State Mean %	Pass %	Difference	State Mean %	Pass %	Difference
1	Kohima	Arts	80.04	84.50	↑	84.47	89.55	↑
		Science	88.21	87.37	↓	77.98	83.33	↑
		Commerce	89.76	85.85	↓	82.48	90	↑
2	Mokokchung	Arts	80.04	84.74	↑	84.47	85.71	↑
		Science	88.21	77.44	↓	77.98	87.50	↑
		Commerce	89.76	94.44	↑	82.48	60.78	↓
3	Tuensang	Arts	80.04	69.06	↓	84.47	75.79	↓
		Science	88.21	73.56	↓	77.98	76.92	↓
		Commerce	89.76	76.19	↓	82.48	100	↑
4	Mon	Arts	80.04	61.39	↓	84.47	83.94	↓
		Science	88.21	65.98	↓	77.98	71.43	↓
5	Phek	Arts	80.04	78.19	↓	84.47	76.39	↓
		Science	88.21	84.81	↓	77.98	62.12	↓
6	Wokha	Arts	80.04	85.28	↑	84.47	73.72	↓
		Science	88.21	93.75	↑	77.98	42.86	↓
7	Zunheboto	Arts	80.04	83.07	↑	84.47	76.95	↓
		Science	88.21	80.77	↓	77.98	71.43	↓
8	Dimapur	Arts	80.04	87.90	↑	84.47	82.33	↓
		Science	88.21	94.91	↑	77.98	74.34	↓
		Commerce	89.76	92.96	↑	82.48	80.76	↓
9	Kiphire	Arts	80.04	72.87	↓	84.47	85.97	↑
		Science	88.21	70	↓	77.98	42.86	↓
10	Longleng	Arts	80.04	66.09	↓	84.47	87.24	↑
		Science	88.21	79.31	↓	77.98	45.83	↓
11	Peren	Arts	80.04	82.45	↑	84.47	78.16	↓
		Science	88.21	88	↓	77.98	75	↓
		Commerce	89.76	81.25	↓	82.48	100	↑
12	Noklak	Arts	80.04	70.77	↓	84.47	91.37	↑
13	Chumoukedima	Arts	80.04	79.19	↓	84.47	90.55	↑
		Science	88.21	82.64	↓	77.98	81.85	↑
		Commerce	89.76	84.12	↓	82.48	84.62	↑
14	Niuland	Arts	80.04	45	↓	84.47	97.30	↑
15	Tseminyu	Arts	80.04	81.60	↑	84.47	73.53	↓
16	Shamator	Arts	80.04	62.37	↓	84.47	94.92	↑
17	Meluri	Arts	80.04	70.93	↓	84.47	83.61	↓

Analysis of Subjects Performances at the HSLC & HSSLC Examinations 2025

Introduction

The High School Leaving Certificate (HSLC) and Higher Secondary School Leaving Certificate (HSSLC) Examinations represent a pivotal milestone for students and serve as critical indicators of the educational landscape within the state. To pinpoint areas of notable strength and identify challenges that require future intervention, an in-depth analysis has been conducted on the performance of 25 subjects in the HSLCE 2025 and 36 subjects in the HSSLCCE 2025 across all districts.

Study Categories

The analysis is structured into three primary categories:

1. District Qualified/Pass Percentages and Standard Deviation Compared to State Mean

The primary objective of this category is to compare the Qualification/Pass Percentages of candidates at the district level against the State Mean Percentage for every subject.

Parameters Utilized:

- (a) **District Qualified/Pass Percentage:** This represents the percentage of candidates from each district who successfully qualified or passed the HSLC and HSSLC Examinations 2025, relative to the total number of students who appeared from that district.

$$\text{District Qualified/Pass Percentage} = \frac{\text{Total No.of Qualified/Pass Candidates in a district}}{\text{Total No.of Candidates Appeared in a district}} \times 100\%$$

- (b) **State Mean Percentage:** This denotes the average Qualified /Pass Percentage across all districts in the state for the HSLC and HSSLC Examinations 2025.

$$\text{State Mean Percentage} = \frac{\text{Total No.of Qualified/Pass Candidates in the state}}{\text{Total No.of Candidates Appeared in the state}} \times 100\%$$

- (c) **Standard Deviation (across all subjects):** The Standard Deviation of Qualified/Pass Percentages across districts for each subject is calculated. This metric illuminates the variability or spread of performance across different subjects within the state. A high Standard Deviation suggests significant disparities in subject-wise qualifying rates among districts.

$$\text{Standard Deviation} = \frac{\text{Total Marks Scored by all Candidates in the state}}{\text{Total No.of Candidates Appeared in the state}}$$

Points for Consideration:

- (a) **Superior Performance:** Districts demonstrating Qualified/Pass Percentages significantly above the State Mean indicate robust academic performance and effective educational practices. These could serve as models for best practices.
- (b) **Areas for Intervention:** Districts with Qualified /Pass Percentages significantly below the State Mean highlight areas that may necessitate targeted interventions and support mechanisms.
- (c) **Average Performance:** Districts performing close to the State Mean suggest an average level of academic achievement.

(d) **Impact of Standard Deviation:**

- i. **Low Standard Deviation:** A low Standard Deviation for Qualified/Pass Percentages in a subject signifies consistent performance across districts, suggesting a balanced and uniform educational approach.
- ii. **High Standard Deviation:** A high Standard Deviation points to considerable variations in subject-wise performance across districts. This could imply that candidates are excelling in certain subjects while facing significant challenges in others.

2. Gender Performance across Government and Private Institutions.

The central objective of this section is to examine disparities in performance between genders within both Government and Private Institutions across all districts.

Parameters Utilized:

- (a) **Disaggregated Qualified/Pass Percentages:** Qualified/Pass Percentages have been broken down by institution type (Government/Private) and by gender (Male/Female) for each district.

$$\text{Gender Qualified/Pass Percentage} = \frac{\text{Total No. of Gender Qualified/Pass Candidates}}{\text{Total No. of Gender Appeared}} \times 100\%$$

Points for Consideration:

- (a) **Gender Performance Gaps:** To investigate the presence and nature of any significant gender gaps in subject-specific performance, identifying which gender performs better in particular subjects.
- (b) **Institutional Impact on Gender Performance:** To determine if gender performance significantly differs based on the type of institution (Government vs. Private).
- (c) **Pronounced Disparities:** To identify specific subjects and districts where gender disparities are more accentuated in one type of institution compared to the other.

3. Districts Mean Score versus State Mean Score.

The primary aim of this section is to offer a direct comparison of the average academic achievement of candidates in each district against the overall State Mean Score.

Parameters Utilized:

- (a) **District Mean Score:** This is calculated as the average aggregate score (*inclusive of Internal and External Assessments*) of all students in the subjects from each respective district.

$$\text{Districts Mean Score} = \frac{\text{Total Marks Scored by all Candidates in the district}}{\text{Total No. of Candidates Appeared in the district}} \times 100\%$$

- (b) **State Mean Score:** This represents the overall average aggregate score (*inclusive of Internal and External Assessments*) of all students in the subjects across the entire state.

$$\text{State Mean Score} = \frac{\text{Total Marks Scored by all Candidates in the state}}{\text{Total No. of Candidates Appeared in the state}} \times 100\%$$

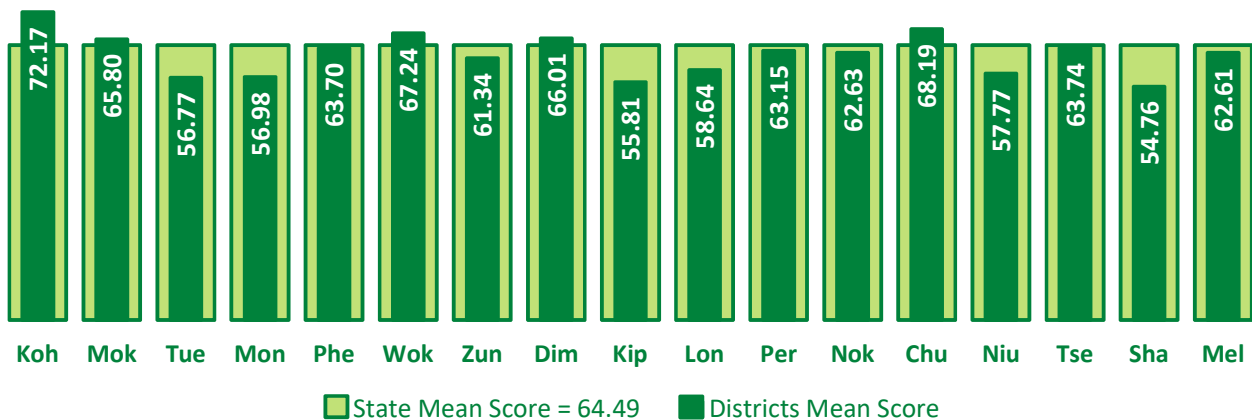
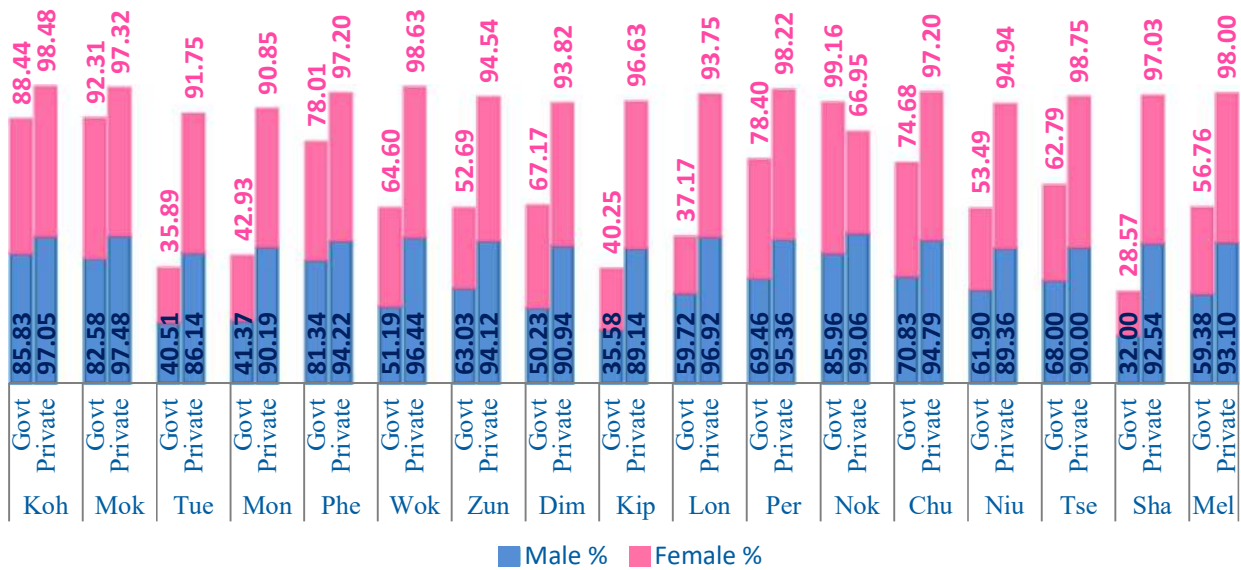
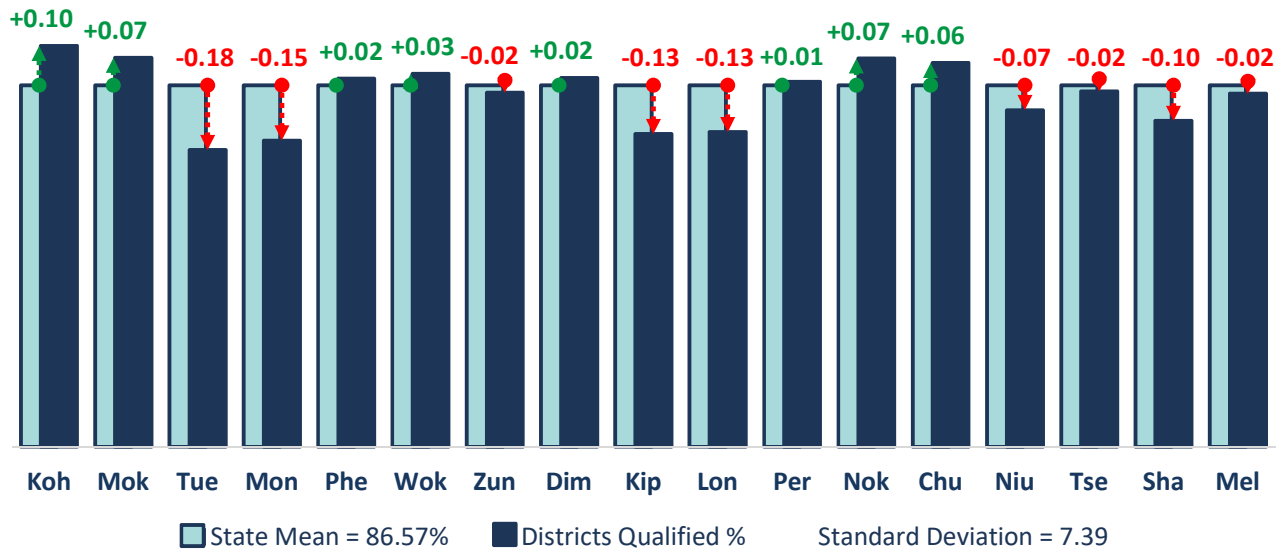
Points for consideration:

- (a) **Academic Excellence:** Districts demonstrating significantly higher Mean Scores than the State Mean Score indicate academic excellence and could serve as potential models for best practices.
- (b) **Educational Quality Concerns:** Districts with significantly lower Mean Scores suggest that educational quality in such subjects may be lagging.
- (c) **Assessment Discrepancies:** Districts with significantly higher Mean Scores than their Qualified/Pass Percentages may indicate stronger performance in Internal Assessments but weaker performance in External Assessments.
- (d) **Disparity in Achievement:** To analyse the range of Mean Scores across districts to comprehend the overall disparity in academic achievement within the state.
- (e) **Correlation with Qualification:** To analyse whether a high Qualified/Pass Percentage in districts correlates positively with a high Mean Score, indicating comprehensive academic success.

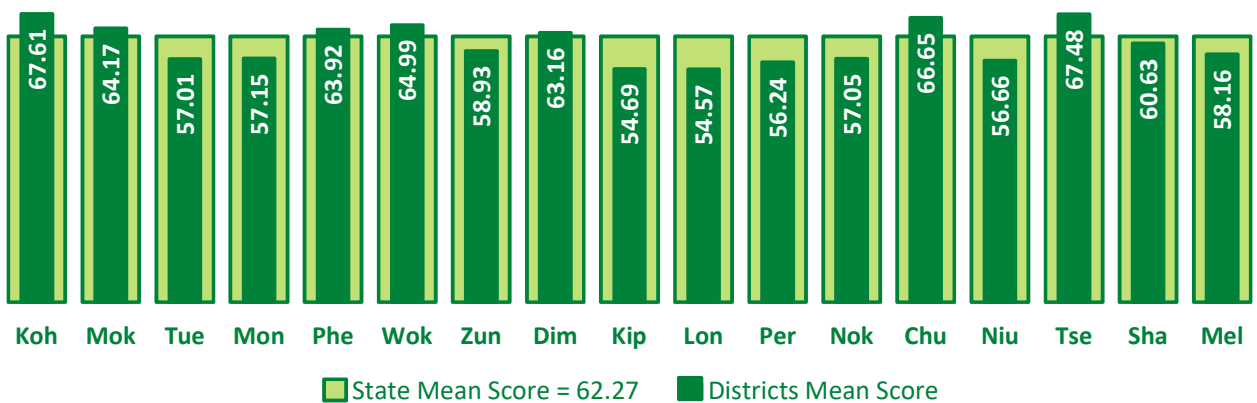
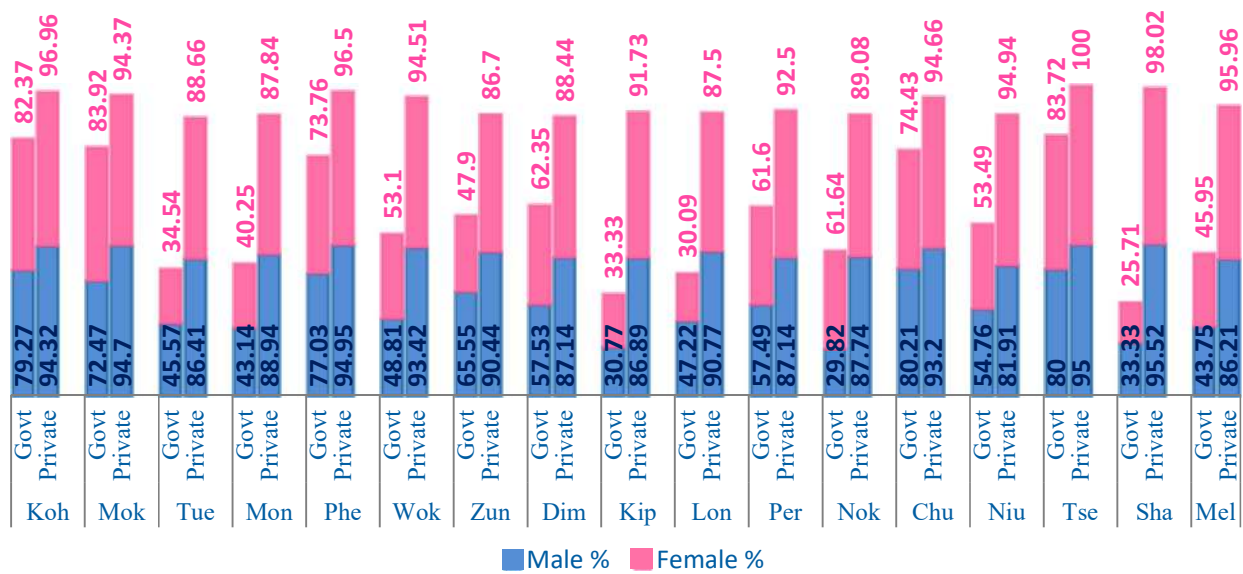
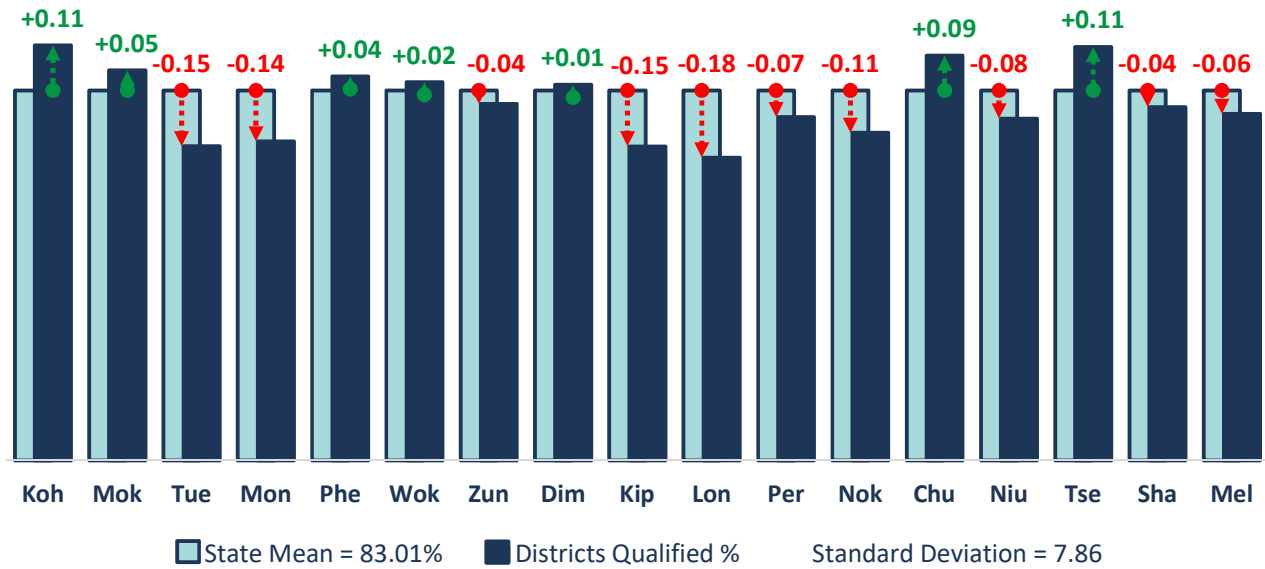
The subsequent charts illustrate the derived results for the aforementioned analytical issues, providing a clear and self-explanatory visual representation of the findings.

**Subjects Performances across the Districts
at the HSLC Examination 2025**

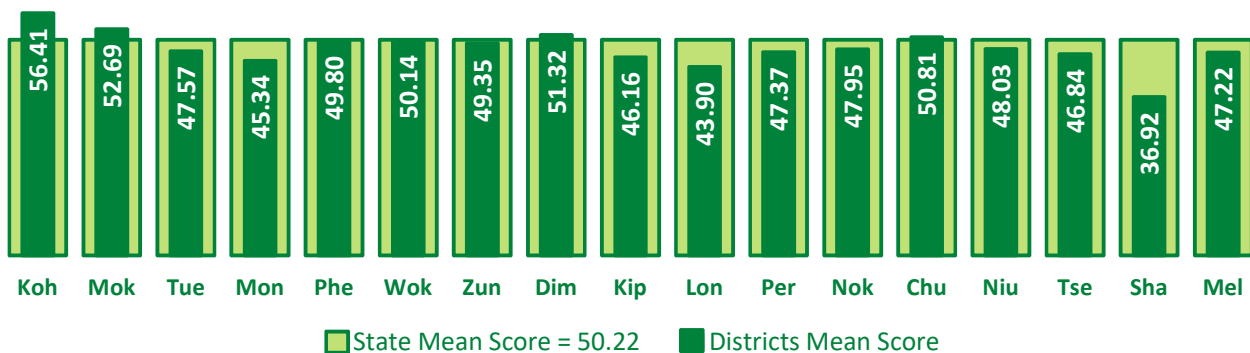
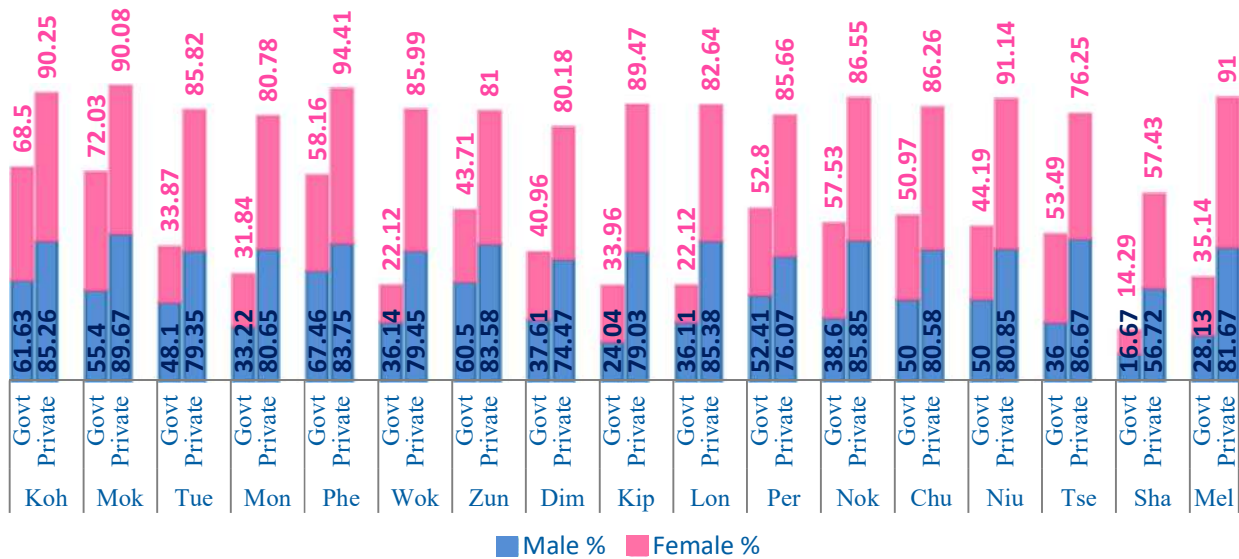
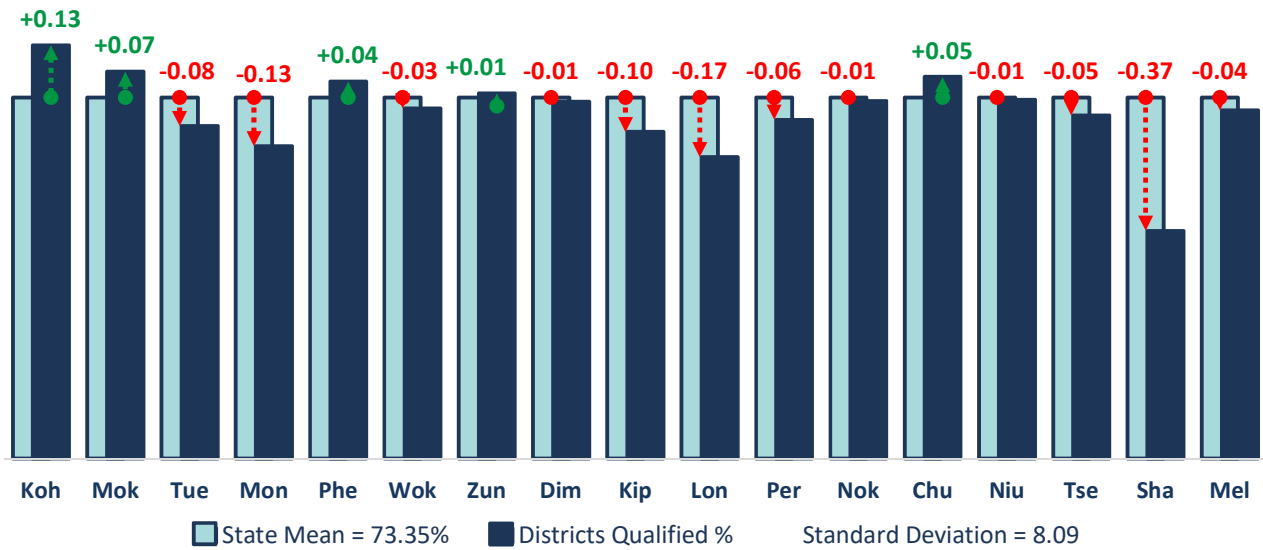
English (HSLCE 2025)



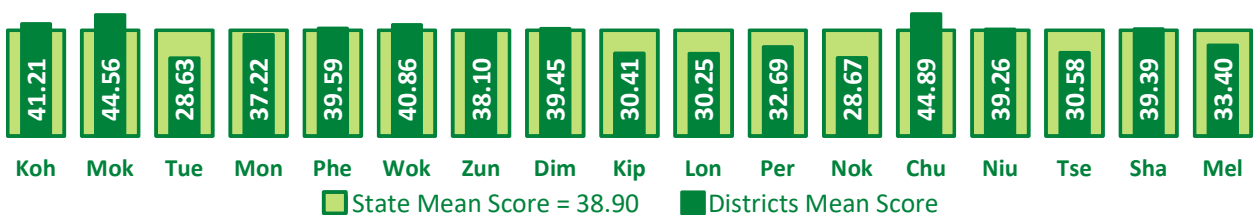

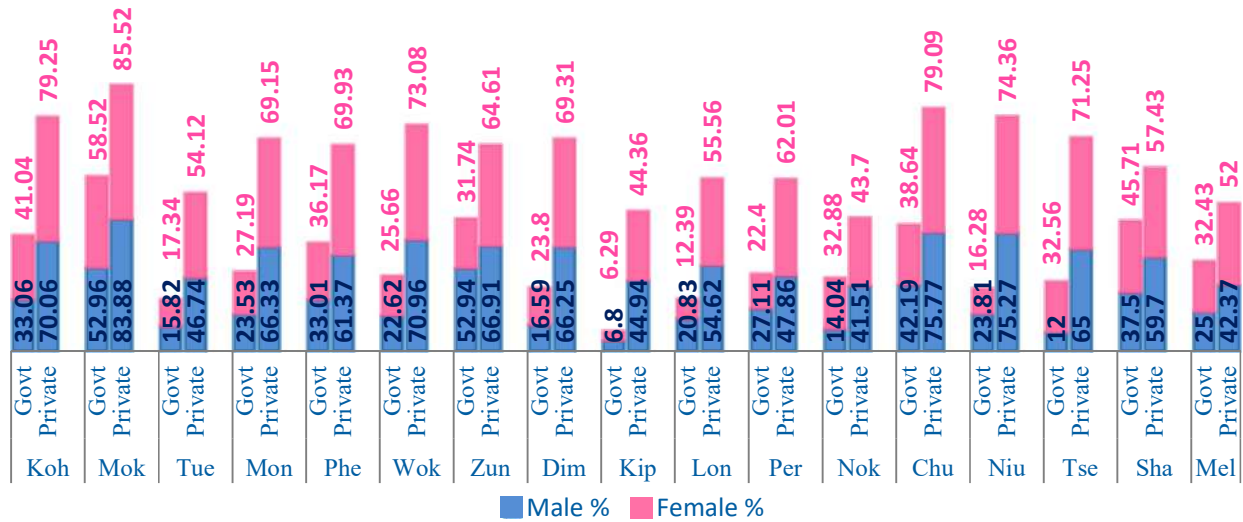
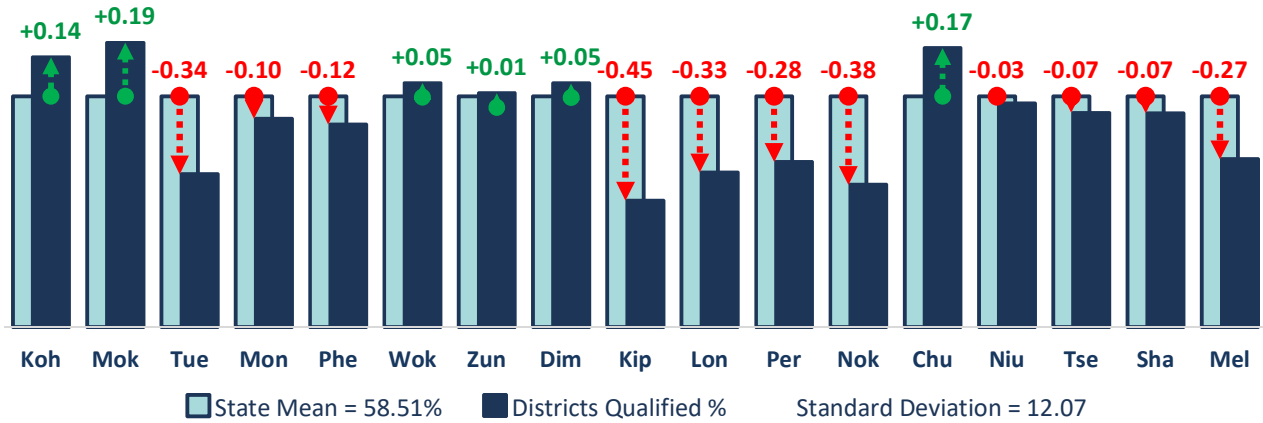
Social Sciences (HSLCE 2025)



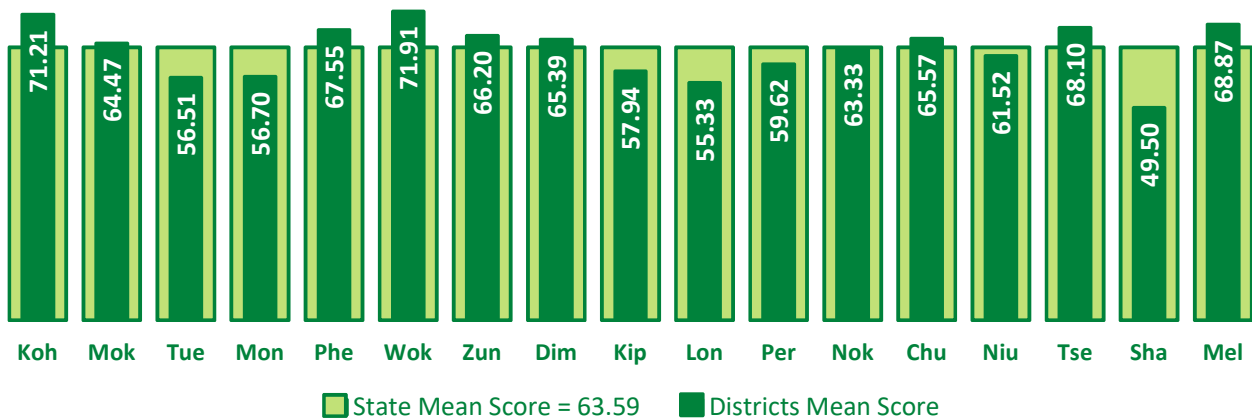
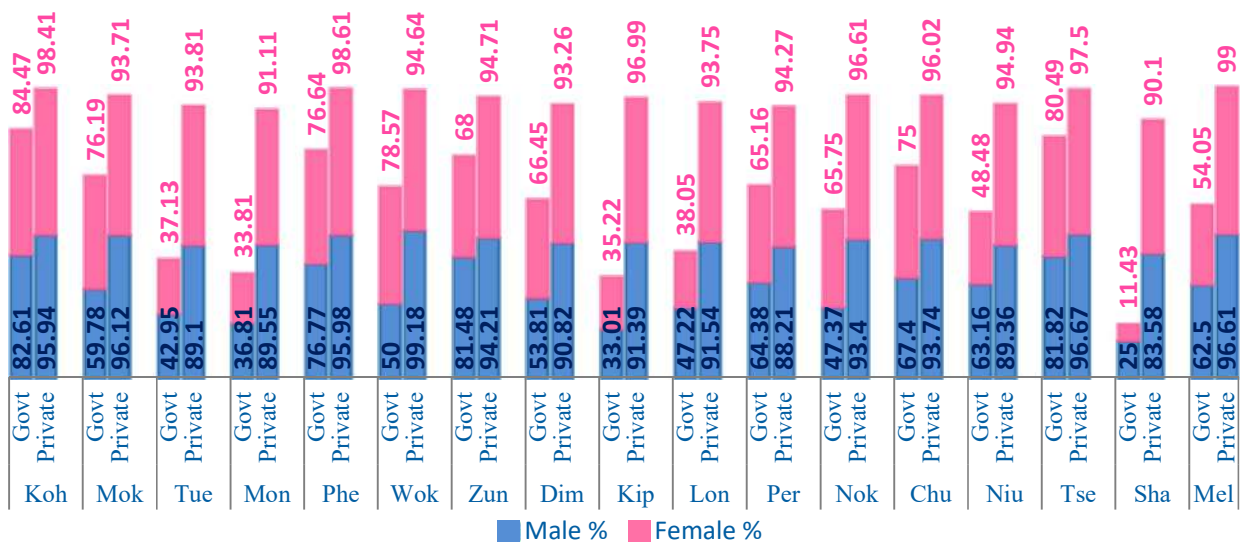
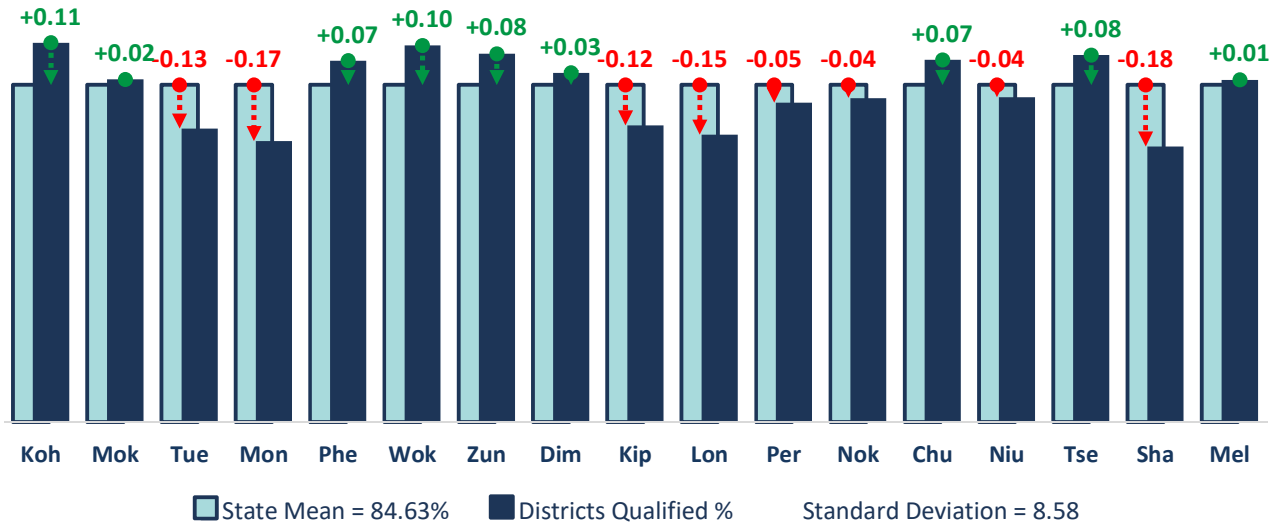
Science (HSLCE 2025)



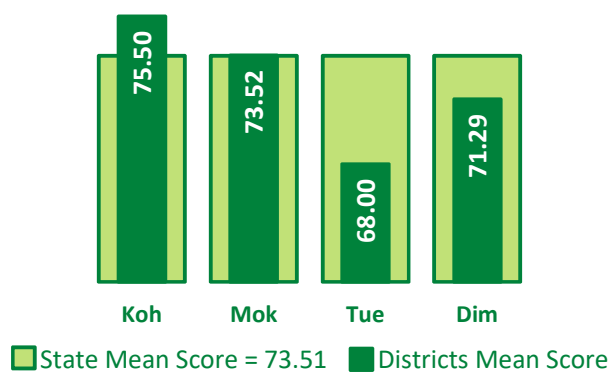
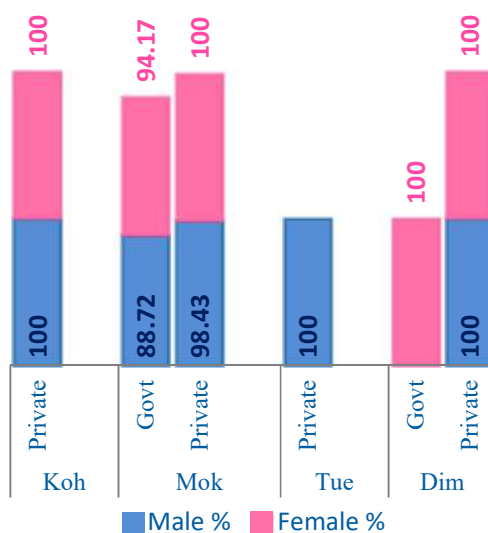
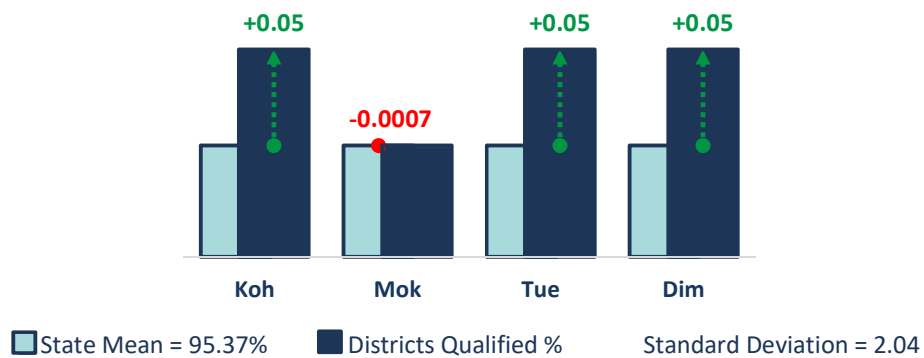
Mathematics (HSLCE 2025)



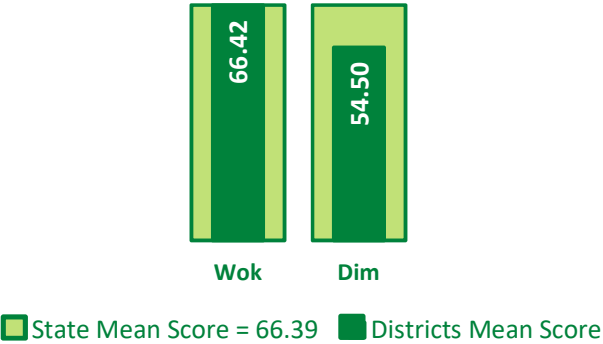
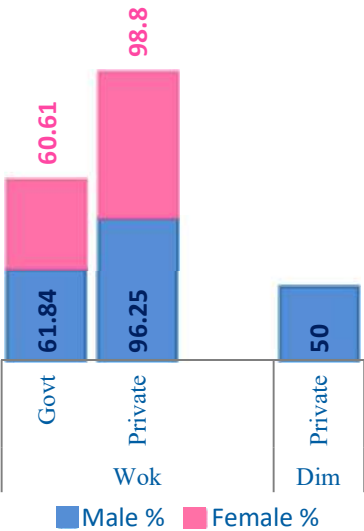
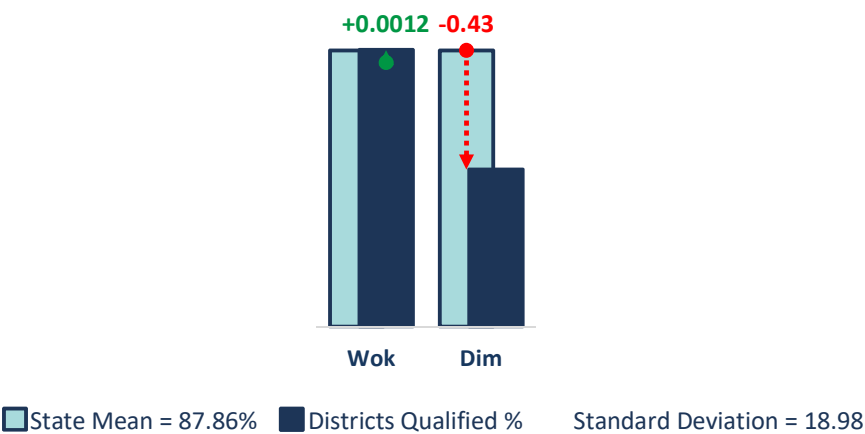
Alternative English (HSLCE 2025)



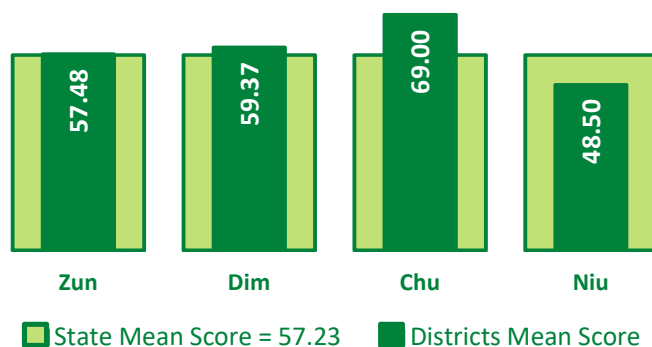
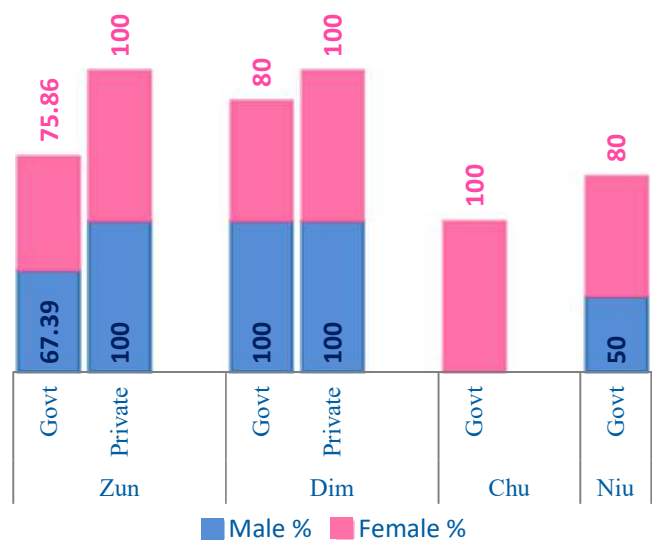
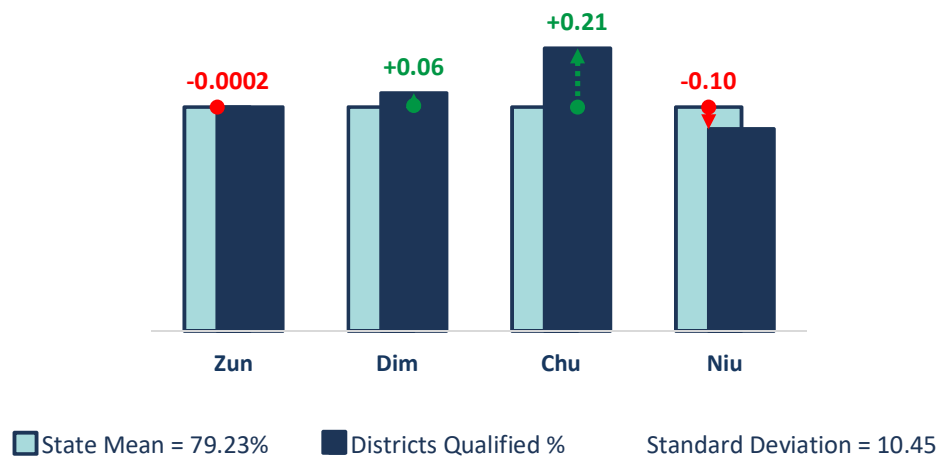
Ao (HSLCE 2025)



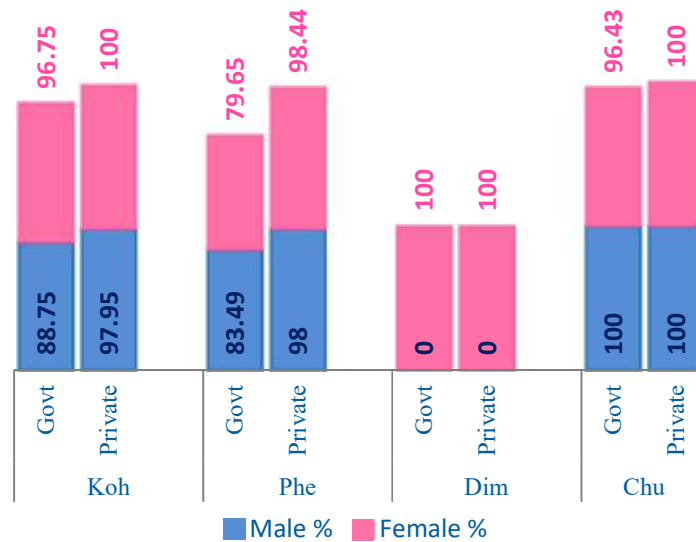
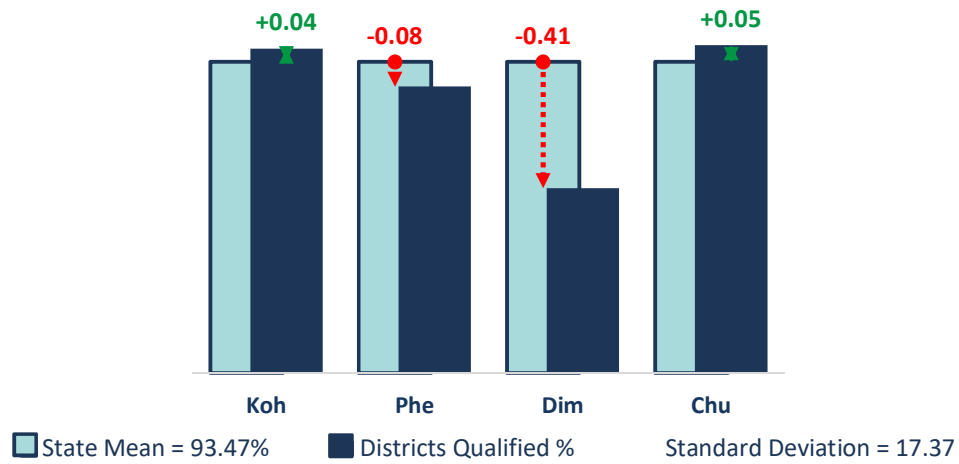
Lotha (HSLCE 2025)



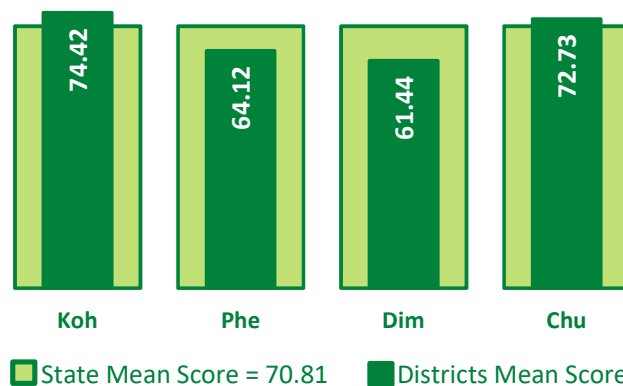
Sumi (Sütsah) (HSLCE 2025)



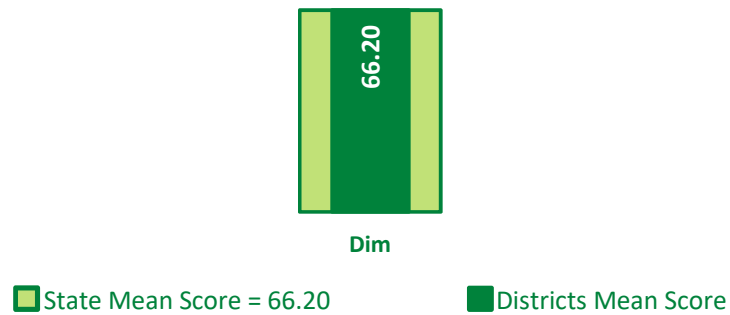

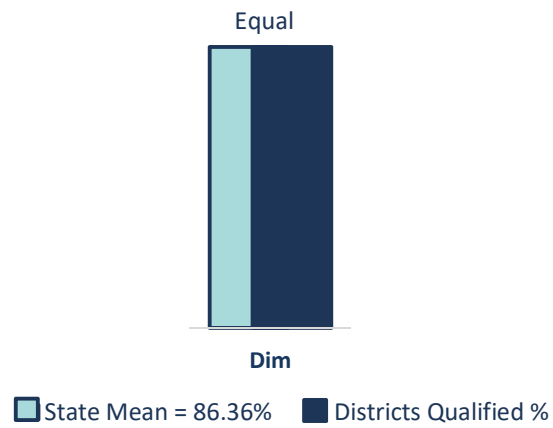
Tenyidie (HSLCE 2025)



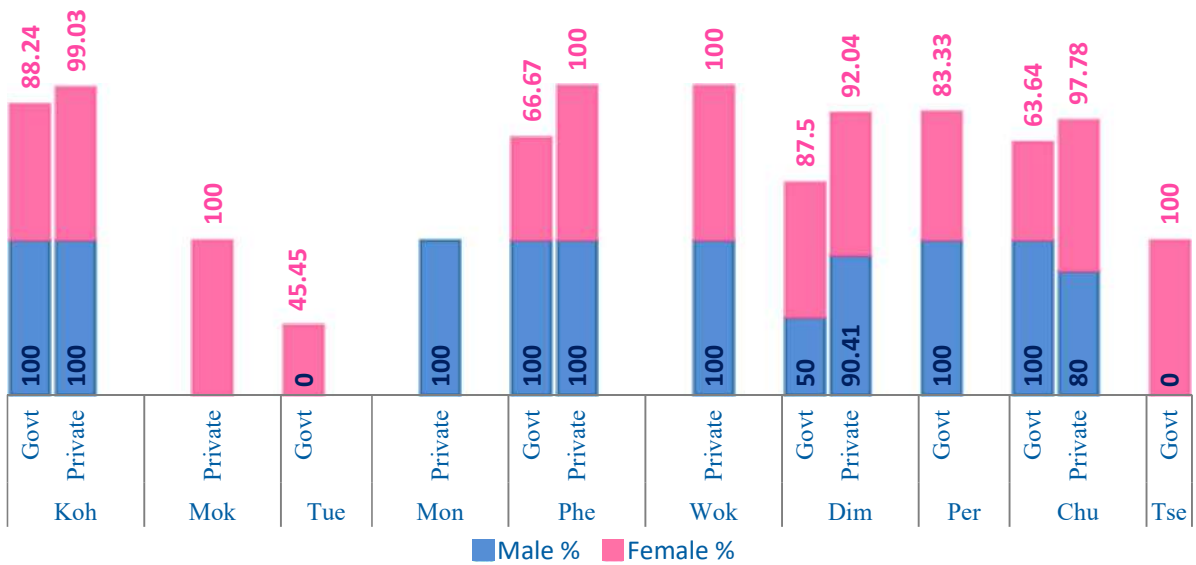
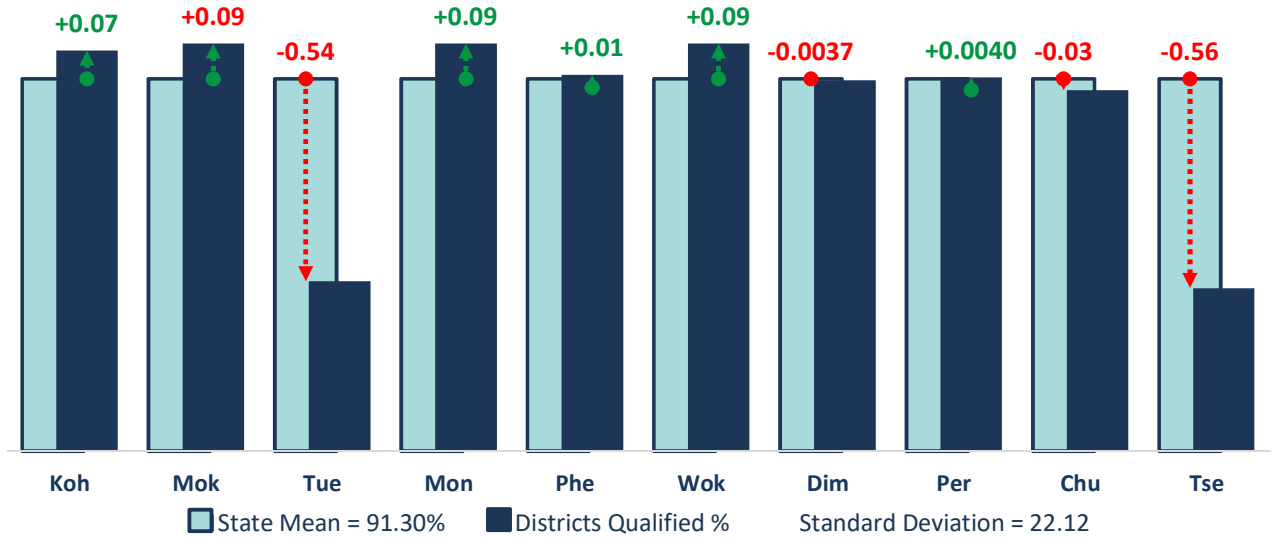
[**Note:** Male Qualified Percentages in Dimapur Govt. and Private Institutions are Zero.]



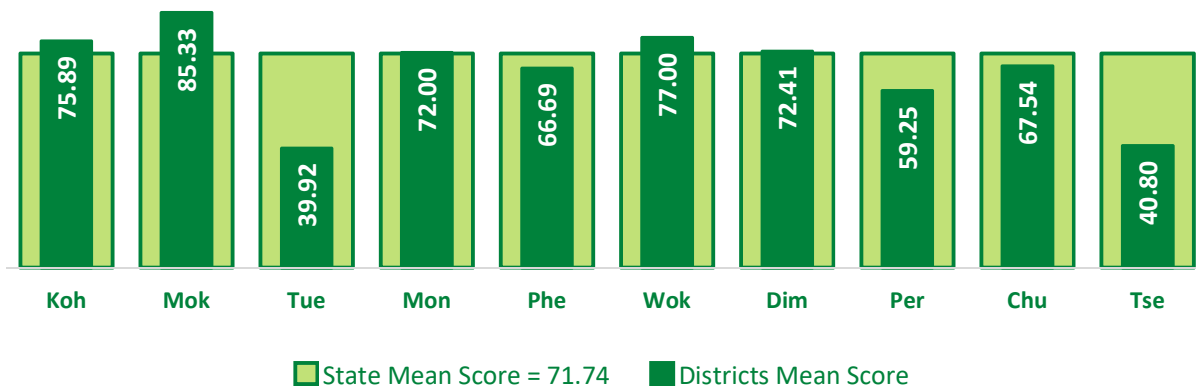
Bengali (HSLCE 2025)



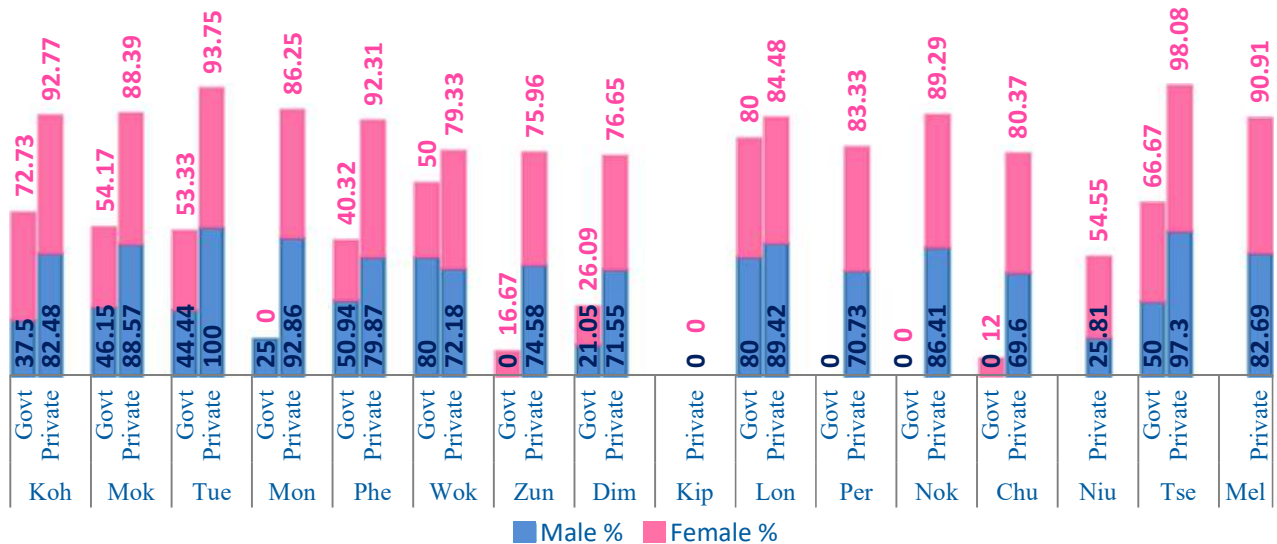
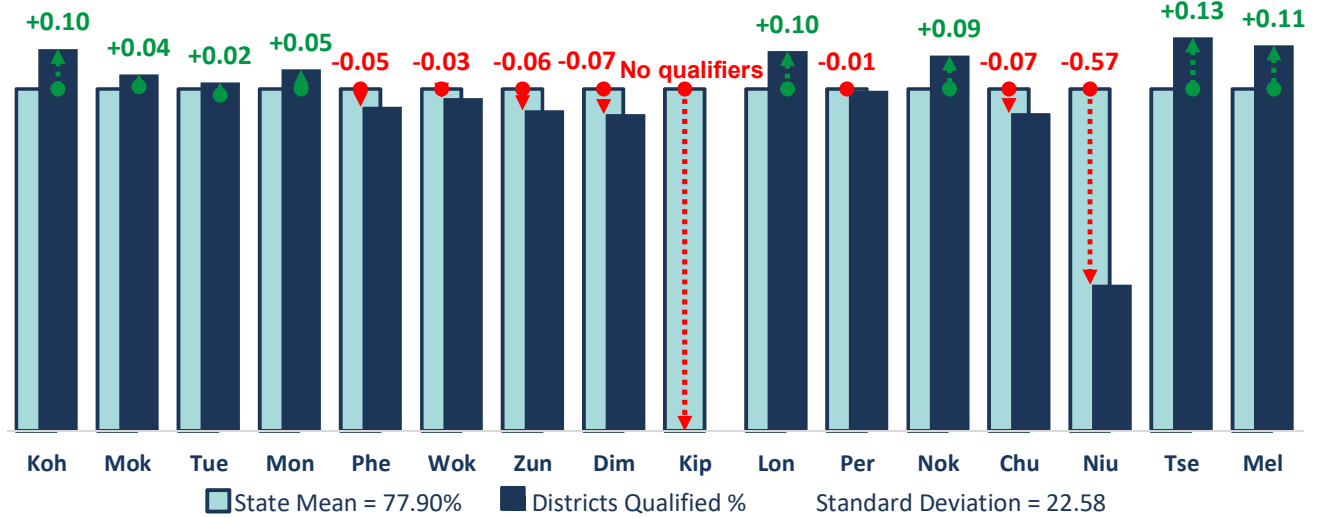
Hindi (HSLCE 2025)



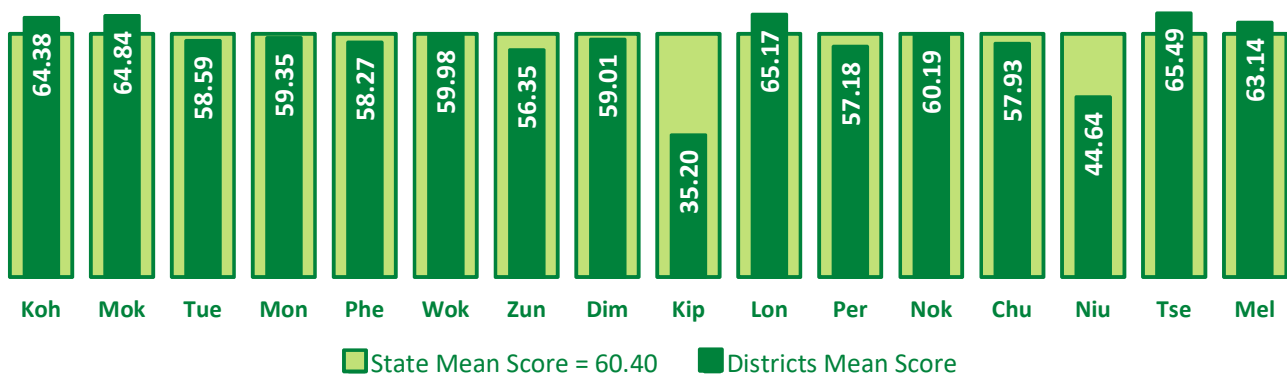
[Note: Male Qualified Percentages in Tuensang and Tsemnyu Govt. Institutions are Zero.]



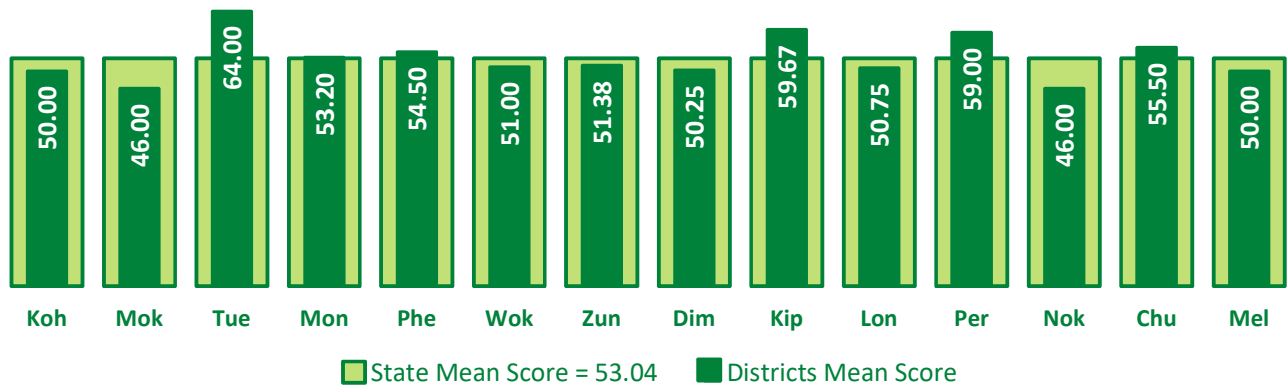
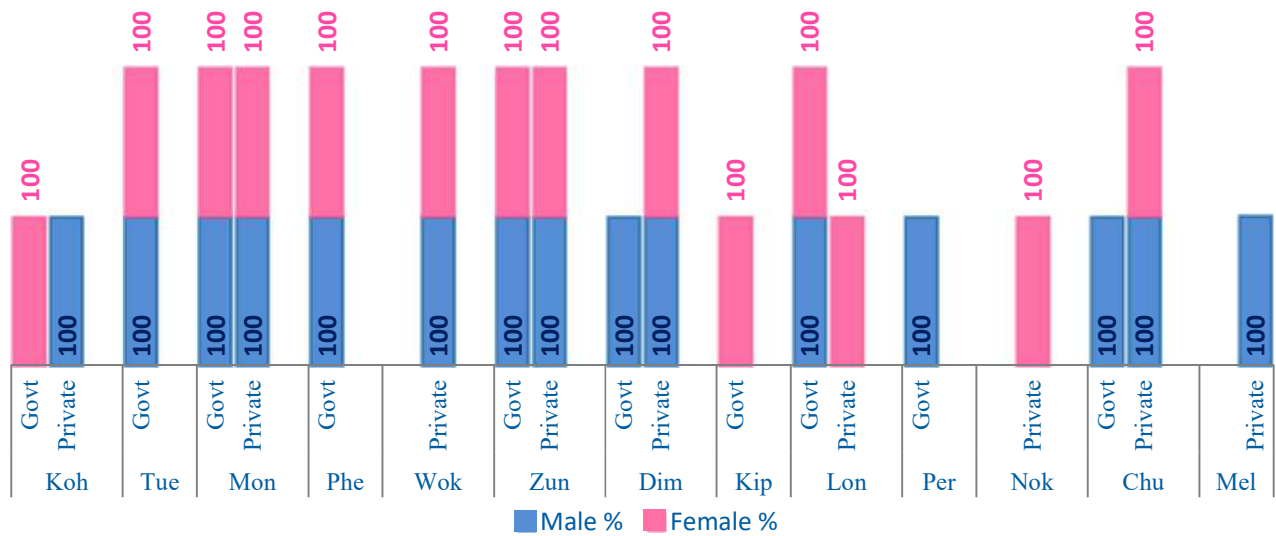
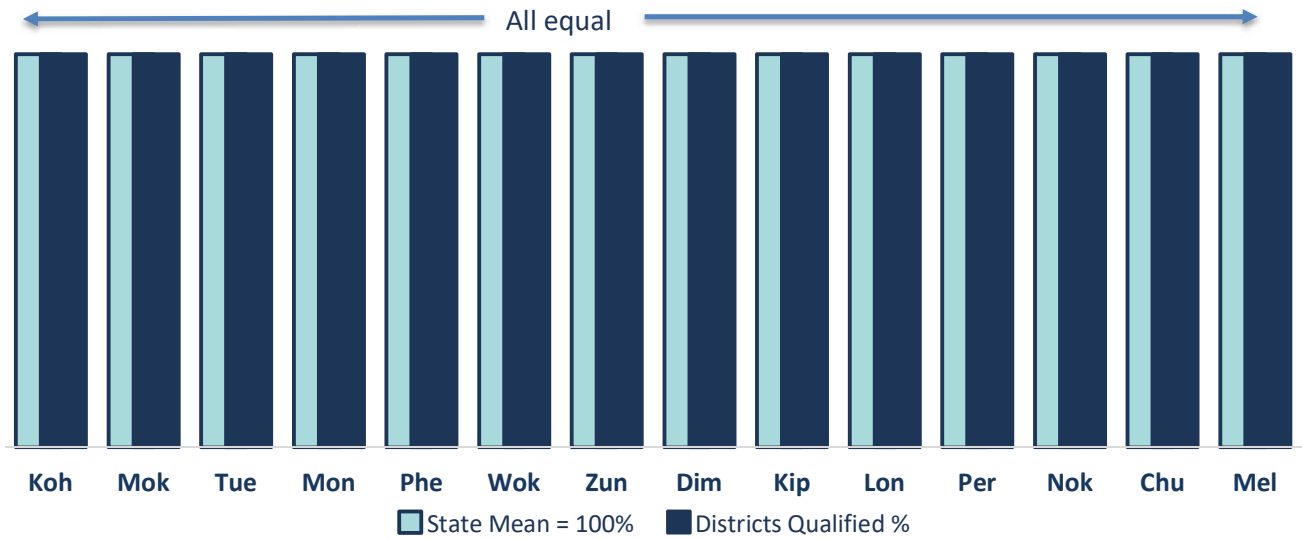
Foundation of Information Technology (HSLCE 2025)



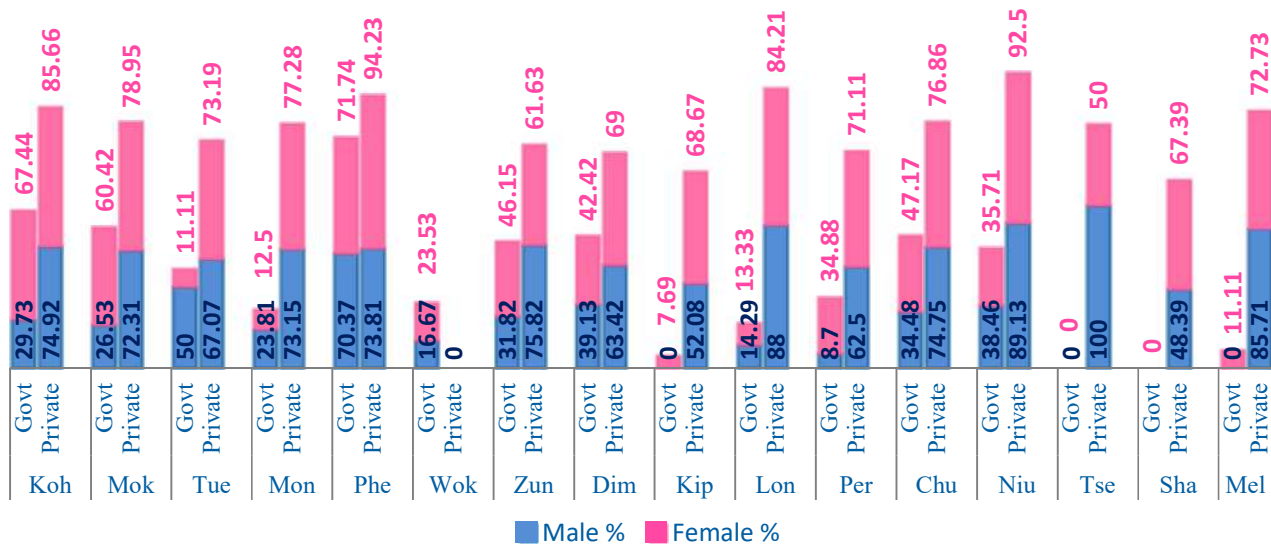
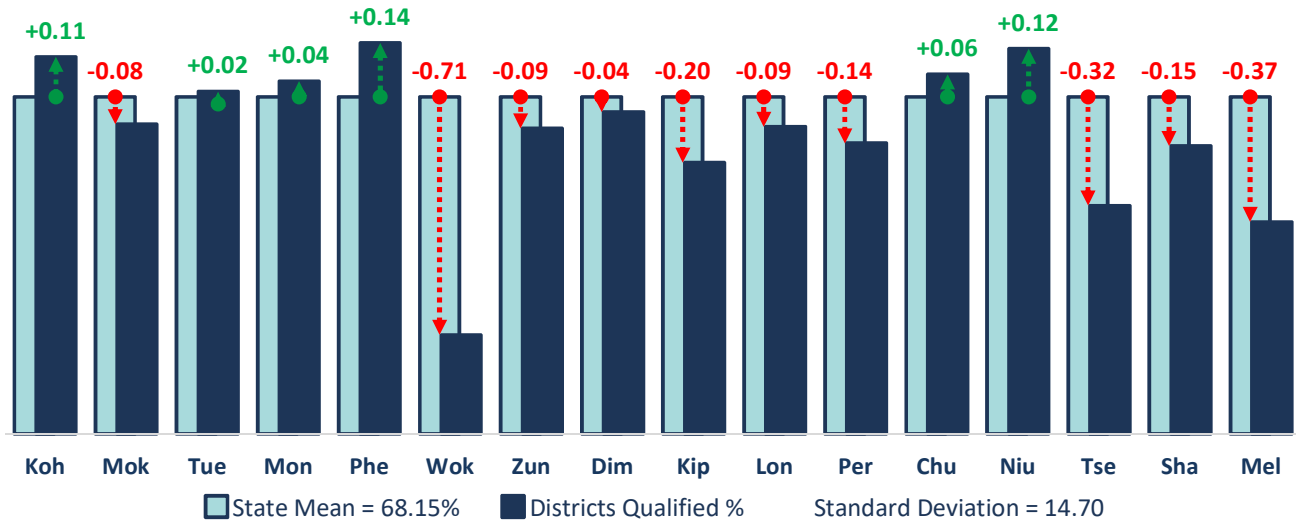
[**Note:** Both Male & Female Qualified Percentages in Kiphire Private Institutions & Noklak Govt. Institutions, Female Qualified Percentage in Mon Govt Institution, Male Qualified Percentages in Zunheboto, Peren & Chumoukedima Govt. Institutions are Zero.]



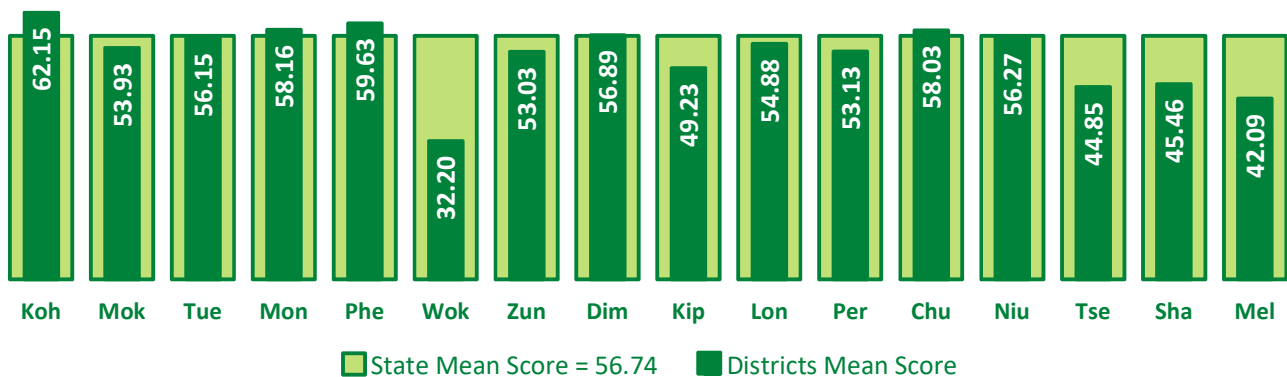
Environmental Education (HSLCE 2025)



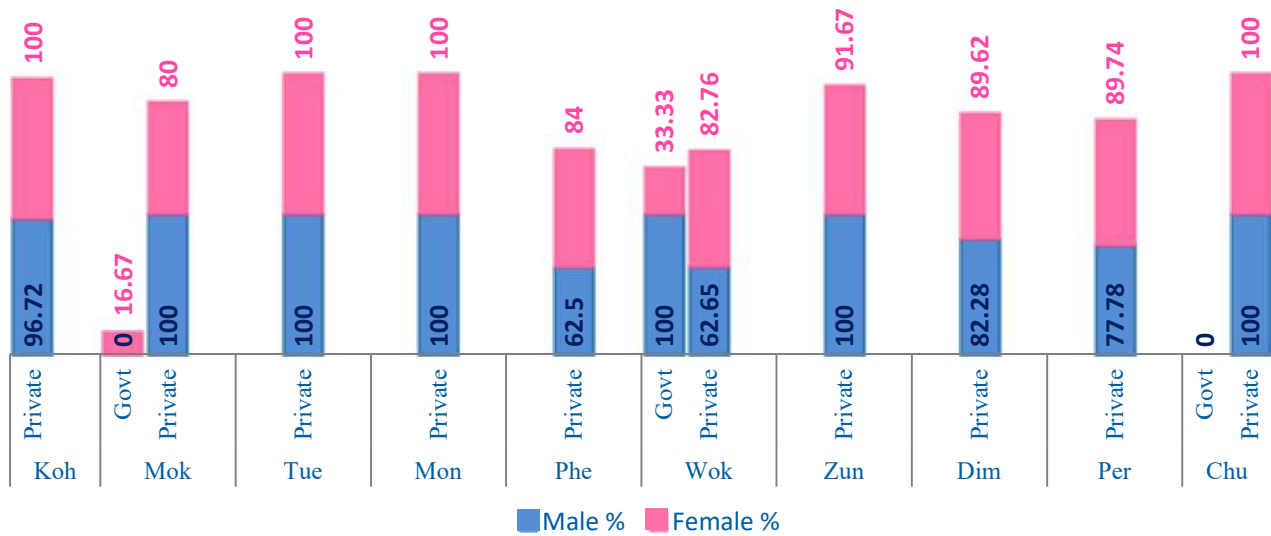
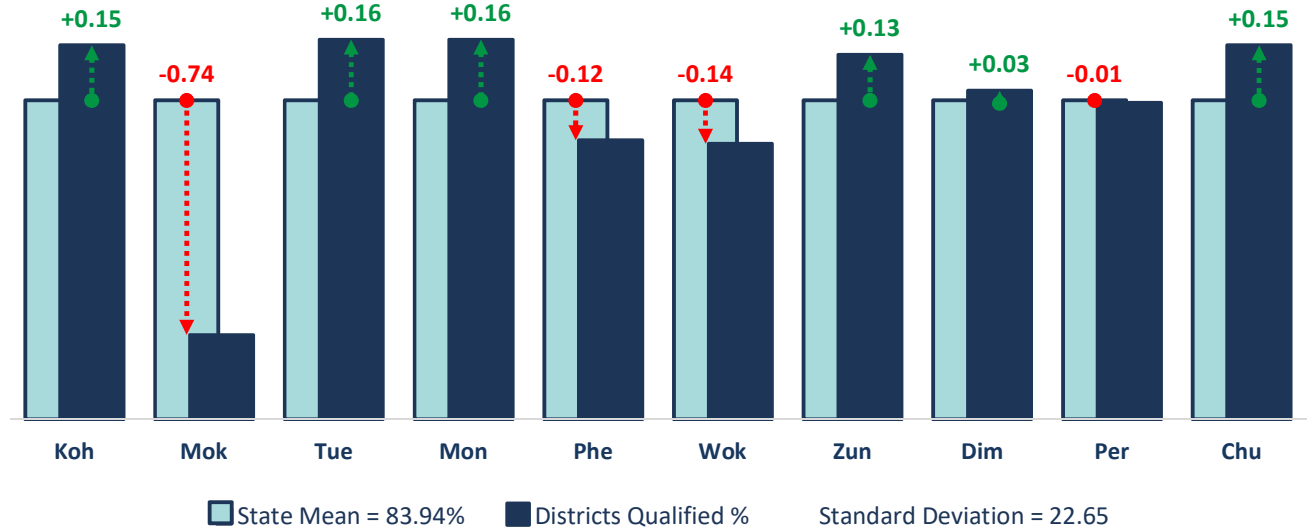
Book Keeping & Accountancy (HSLCE 2025)



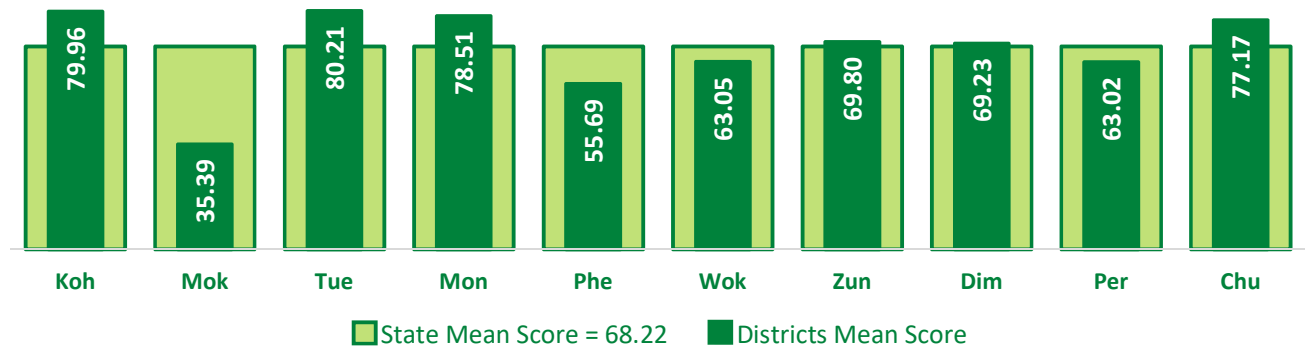
[**Note:** Male Qualified Percentages in Wokha, Kiphire & Meluri Govt. Institutions, Male & Female Qualified Percentages in Tsemnyu Govt. Institutions, & Female Qualified Percentage in Shamator Govt. Institutions are Zero.]



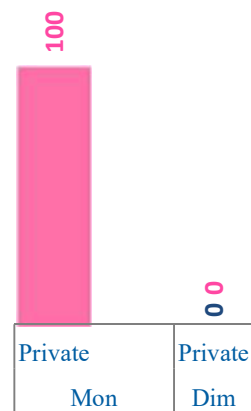
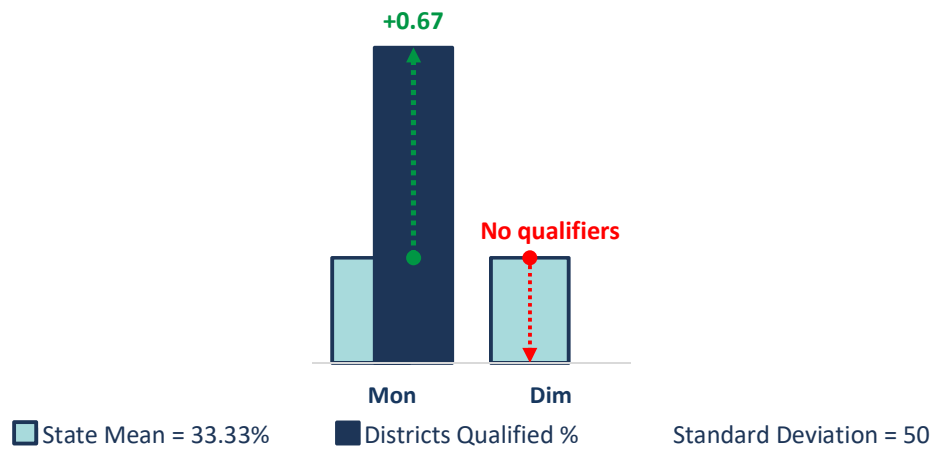
Music (HSLCE 2025)



[Note: Male Qualified Percentages in Mokokchung and Chumoukedima Govt. Institutions are Zero.]

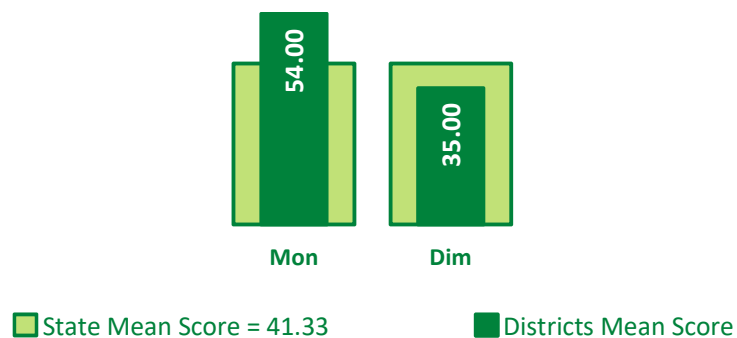


Home Science (HSLCE 2025)

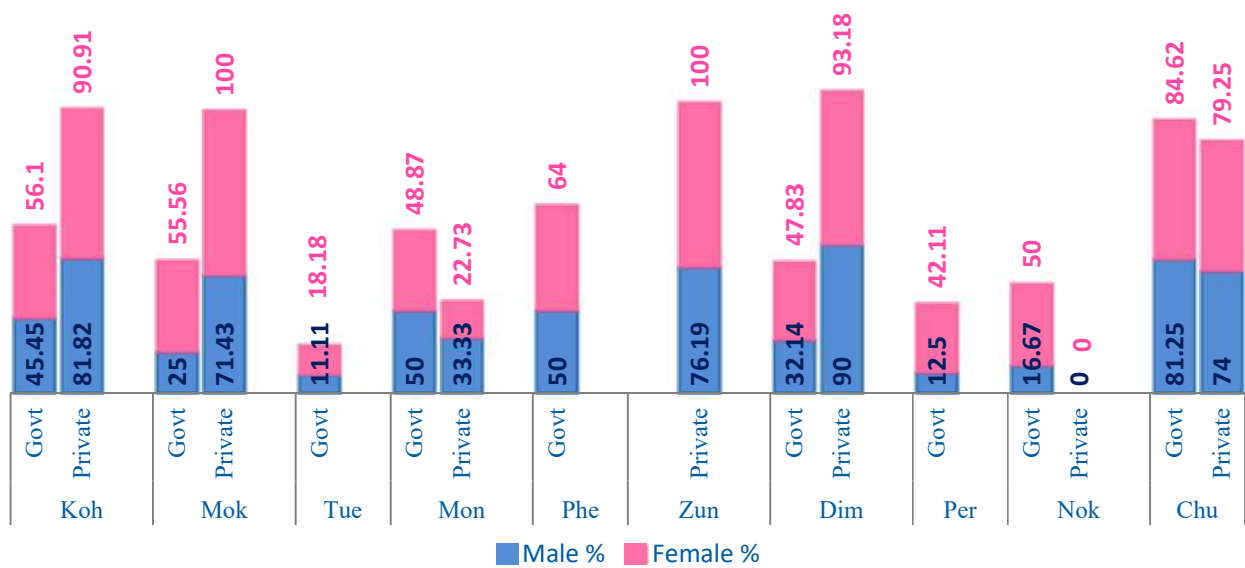
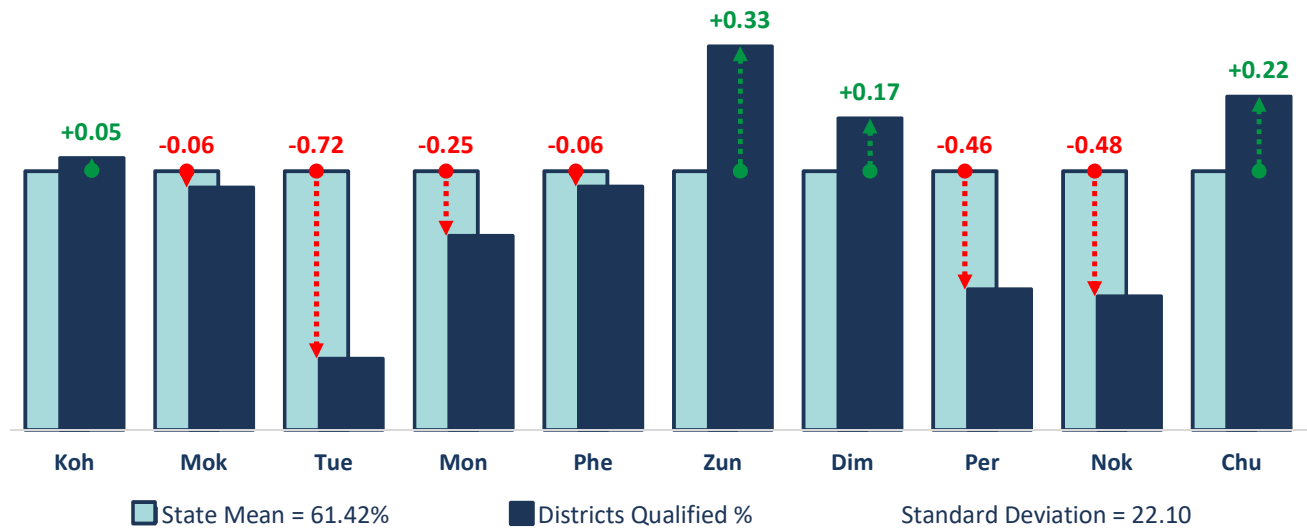


Male % Female %

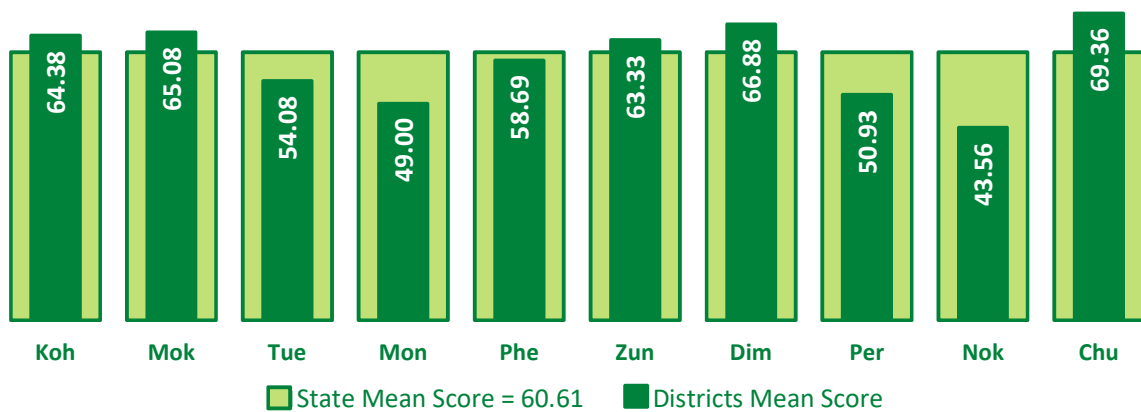
[**Note:** Both Male and Female Qualified Percentages in Dimapur Private Institutions are Zero.]



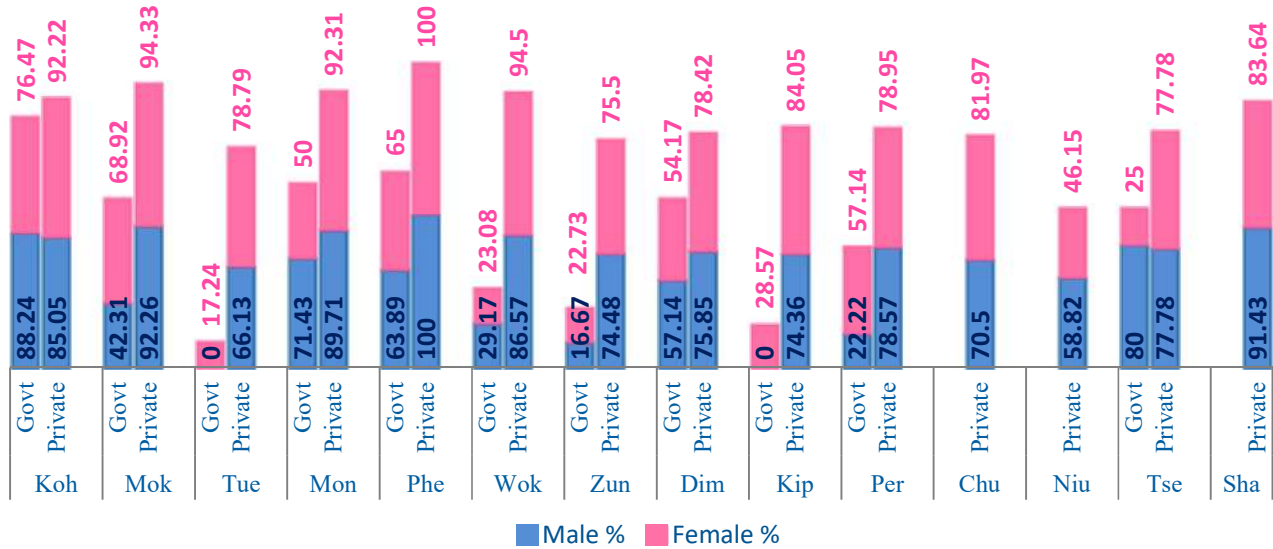
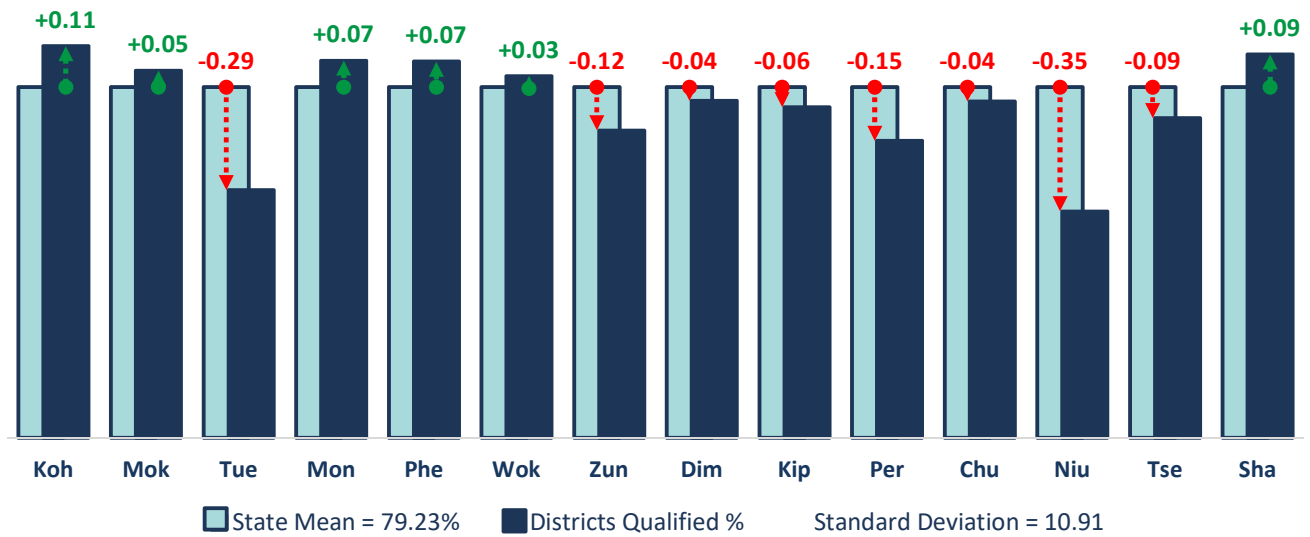
Travel & Hospitality (HSLCE 2025)



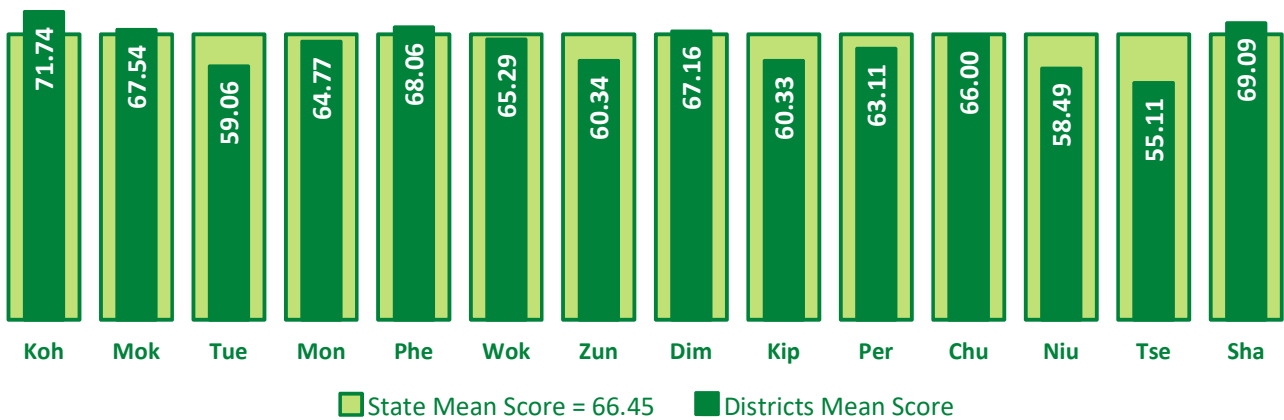
[Note: Both Male and Female Qualified Percentages in Noklak Private Institutions are Zero.]



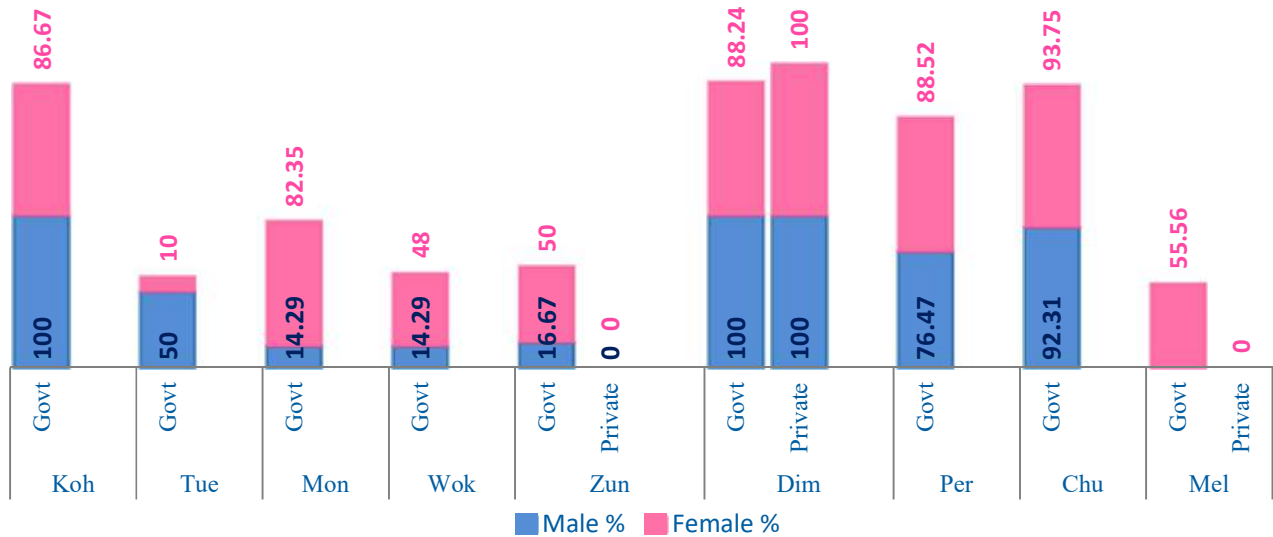
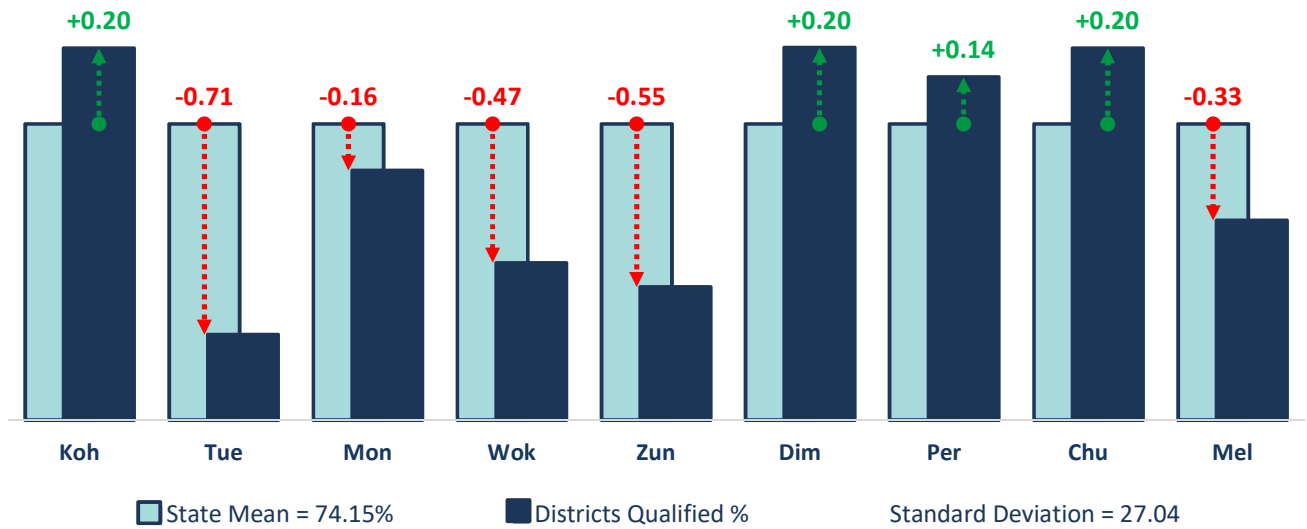
Information Technology Enabled Services (HSLCE 2025)



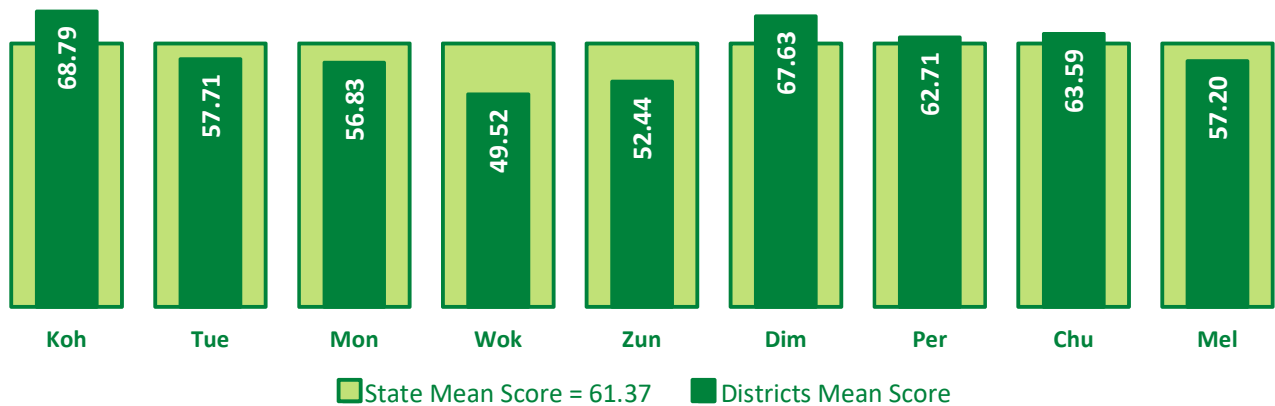
[Note: Male Qualified Percentages in Tuensang and Kiphire Govt. Institutions are Zero.]



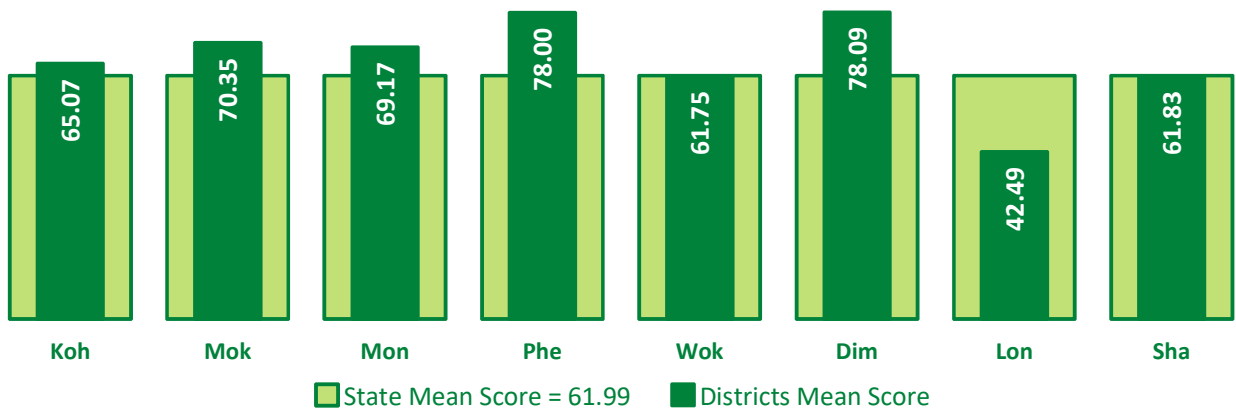
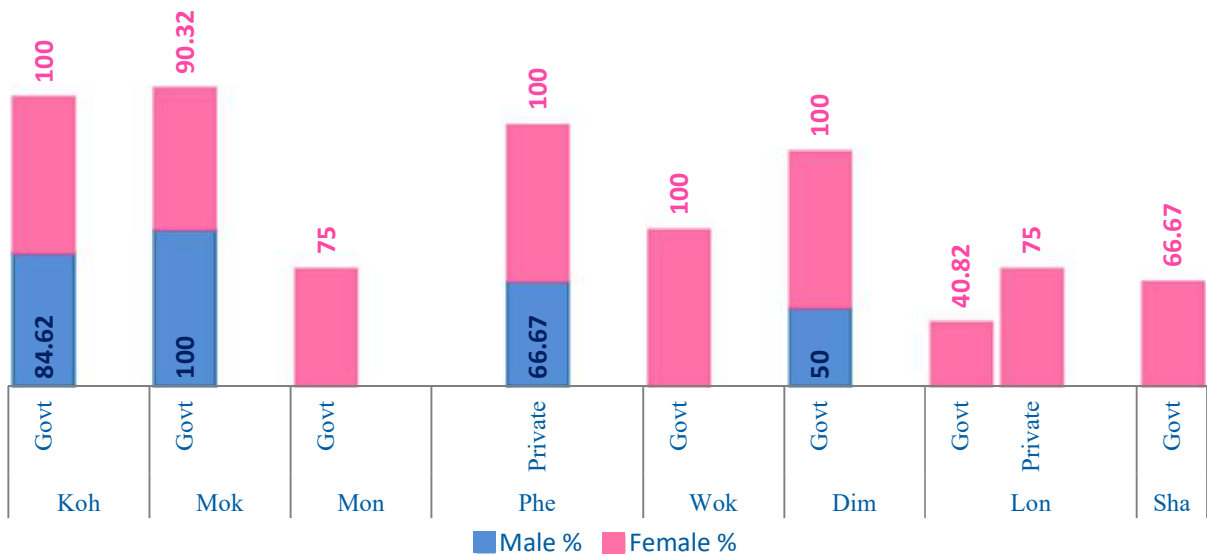
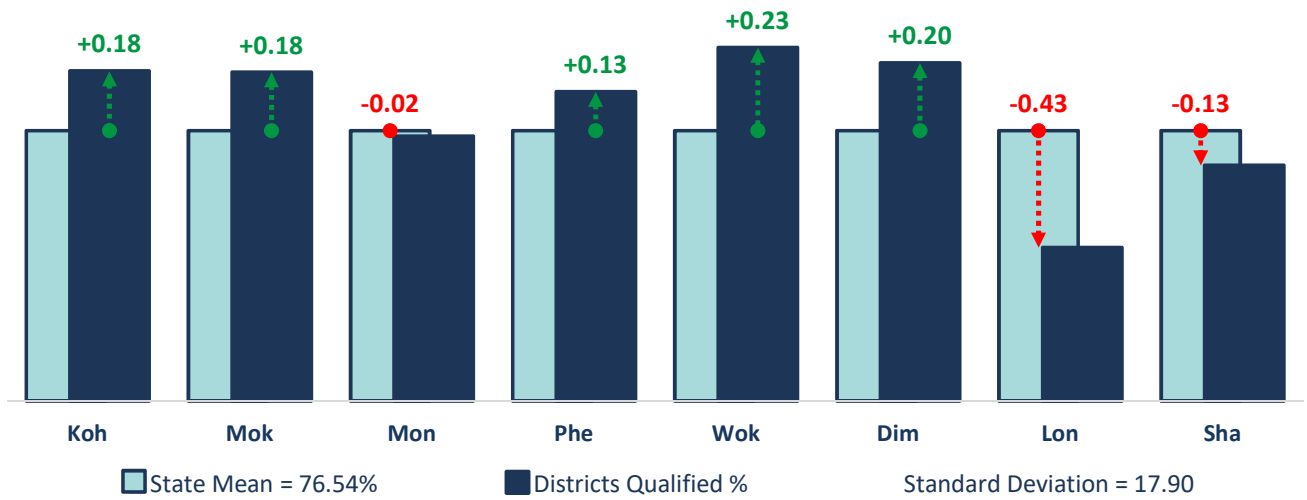
Retail (HSLCE 2025)



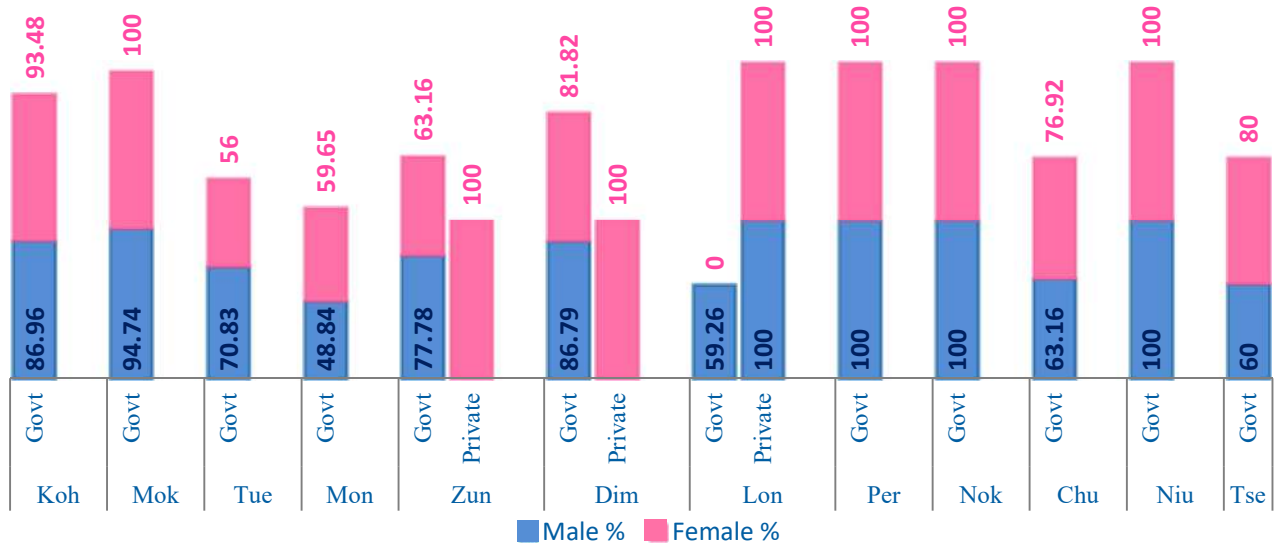
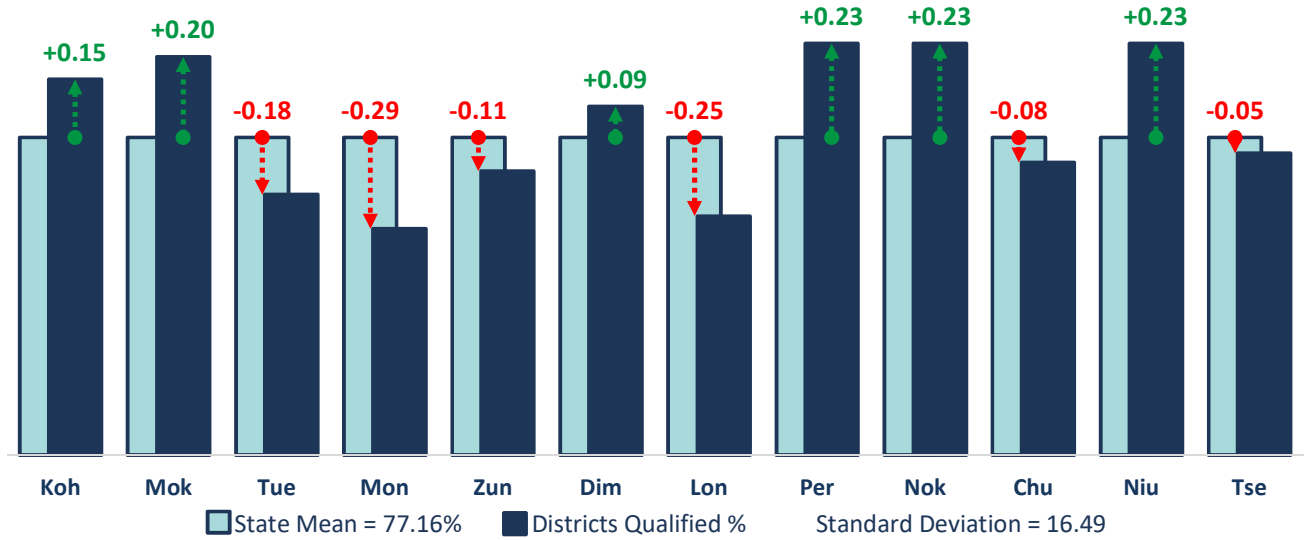
[**Note:** Both Male and Female Qualified Percentages in Zunheboto Private Institutions and Female Qualified Percentage in Meluri Private Institutions are Zero.]



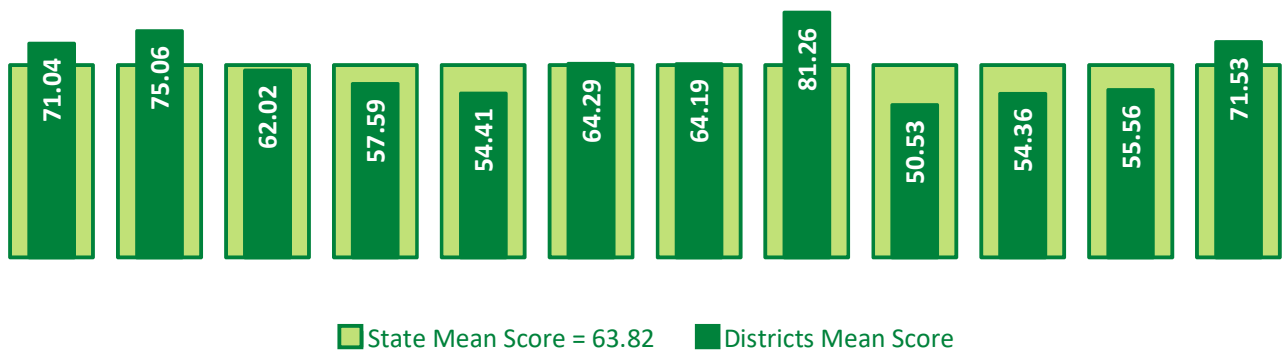
Beauty & Wellness (HSLCE 2025)



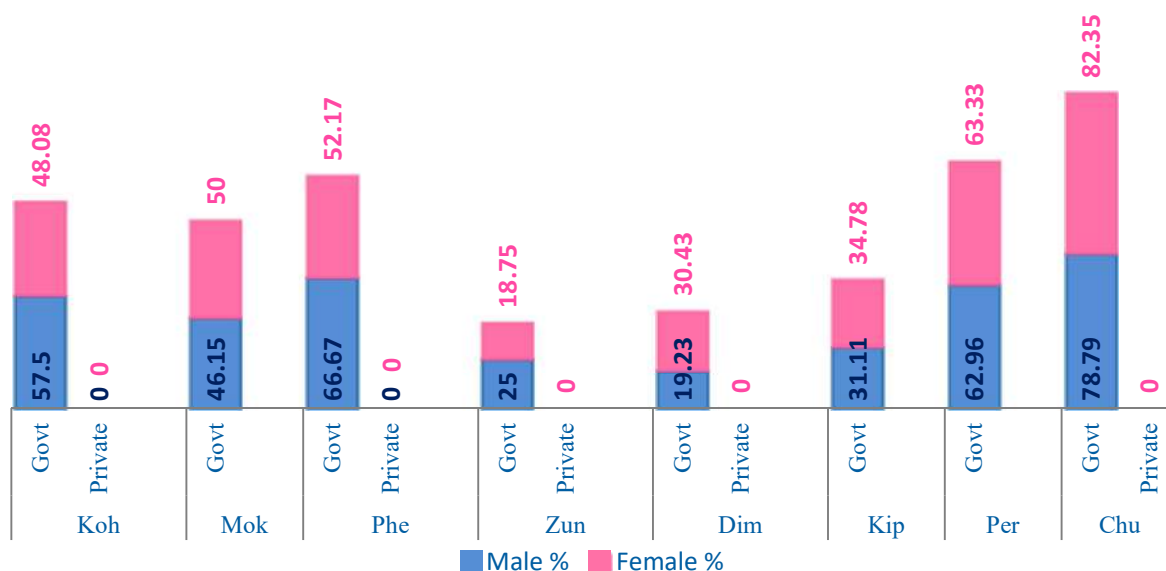
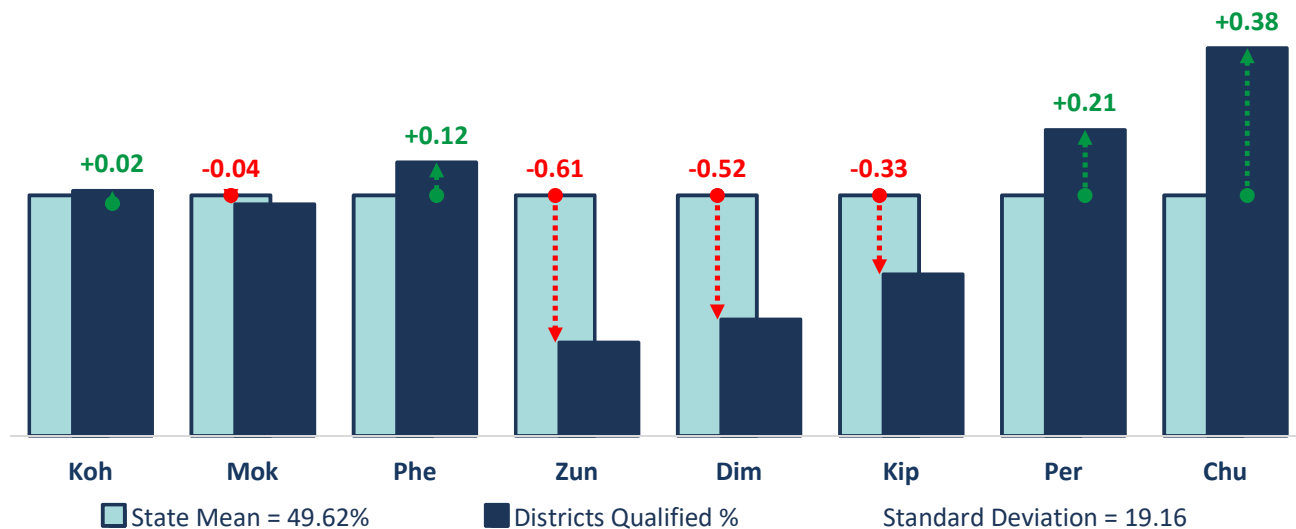
Electronics (HSLCE 2025)



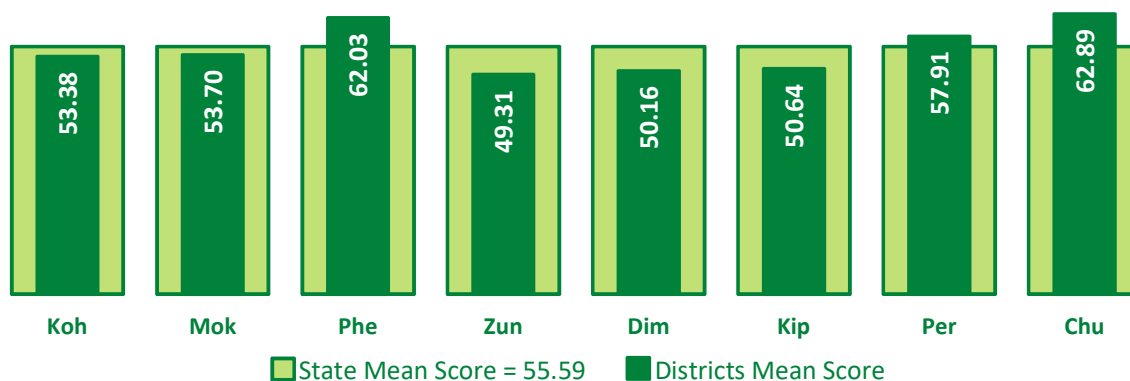
[Note: Female Qualified Percentage in Longleng Govt. Institutions are Zero.]



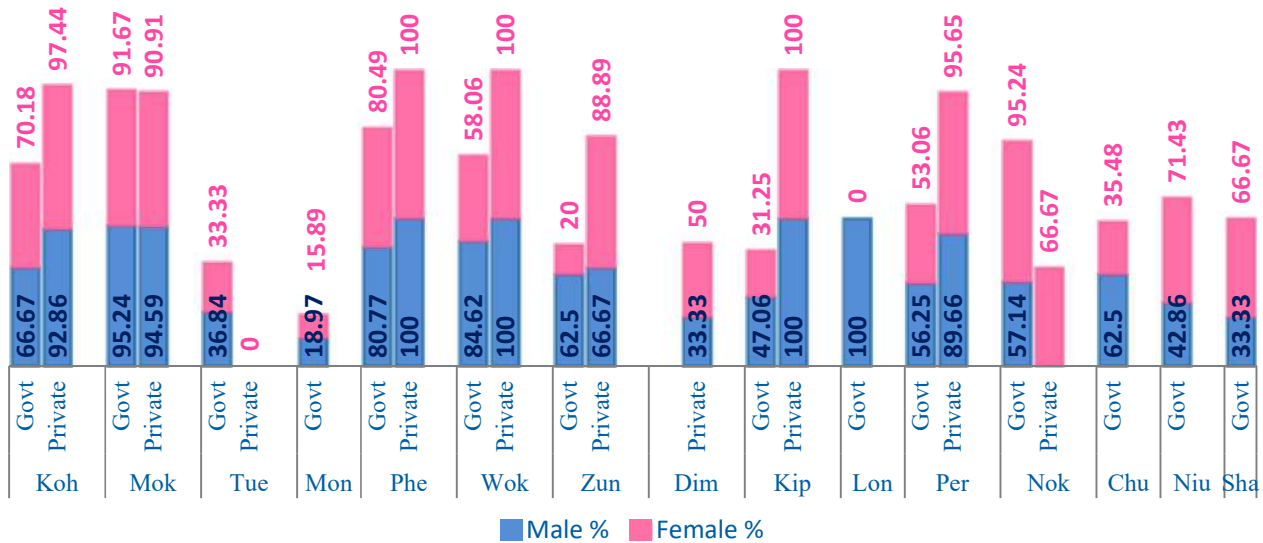
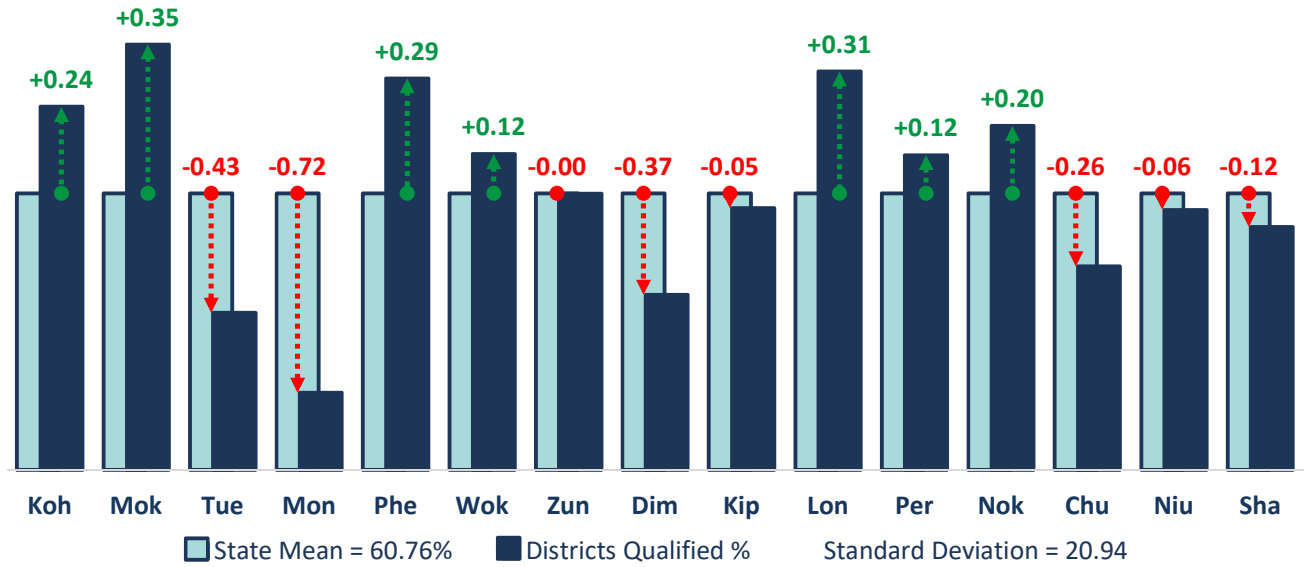
Multi Skill Foundation Course (HSLCE 2025)



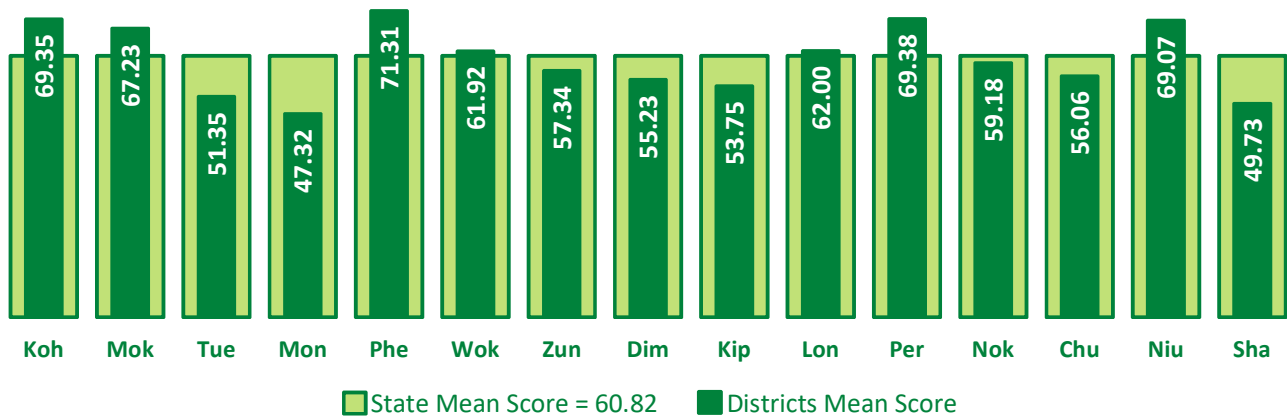
[**Note:** Both Male and Female Qualified Percentages in Kohima & Phek Private Institutions and Female Qualified Percentages in Zunheboto, Dimapur & Chumoukedima Private Institutions are Zero.]



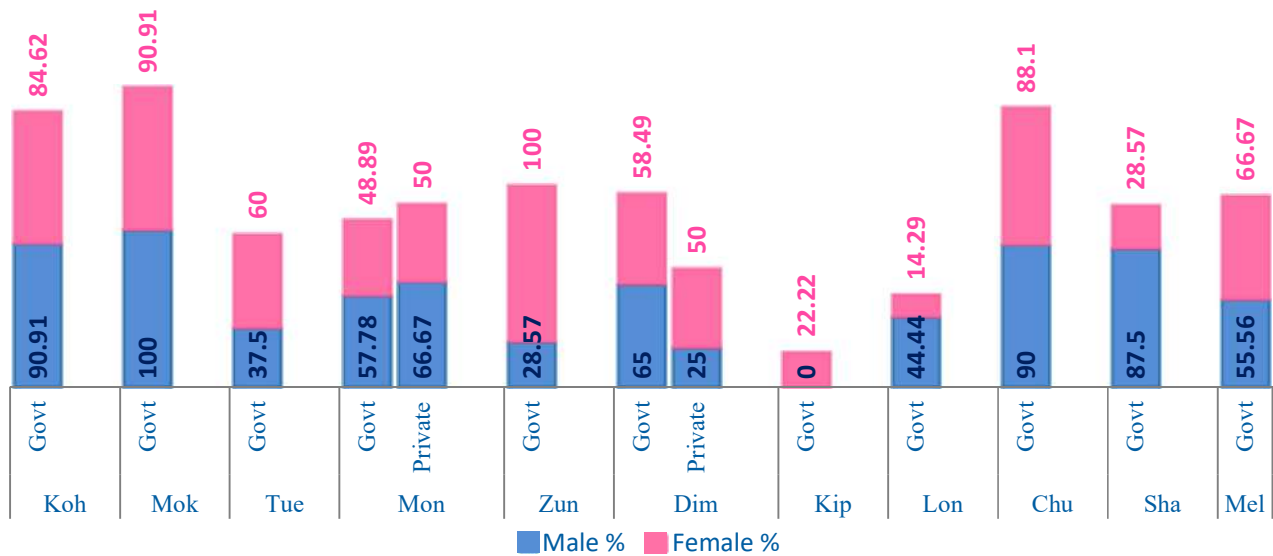
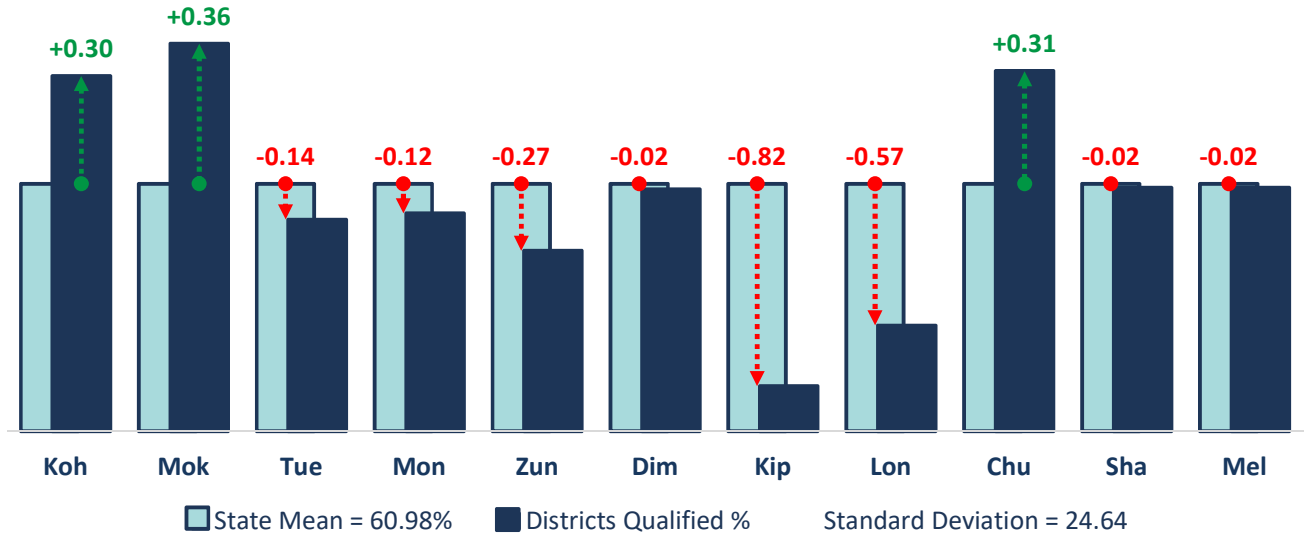
Agriculture (HSLCE 2025)



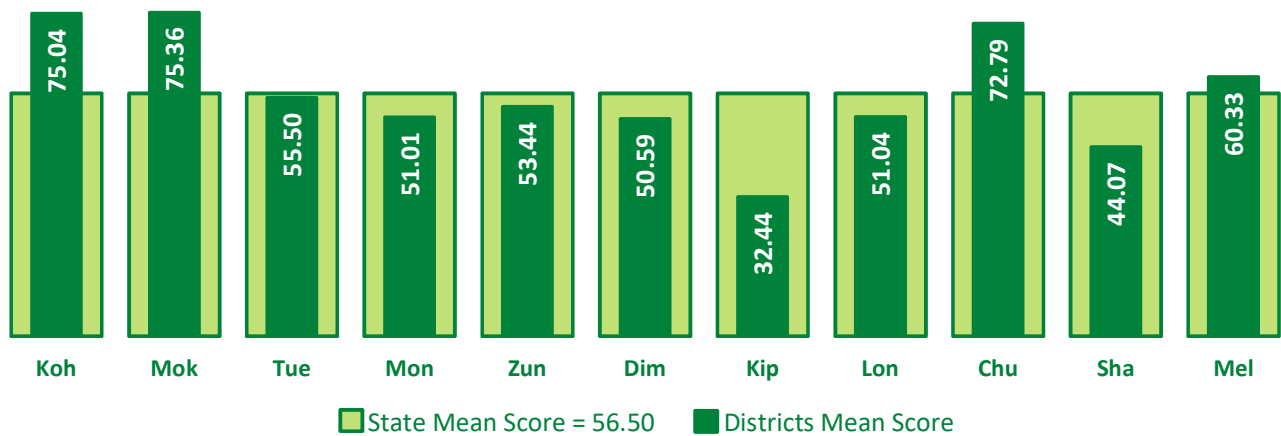
[Note: Female Qualified Percentages in Tuensang Private Institutions & Longleng Govt. Institutions are Zero.]



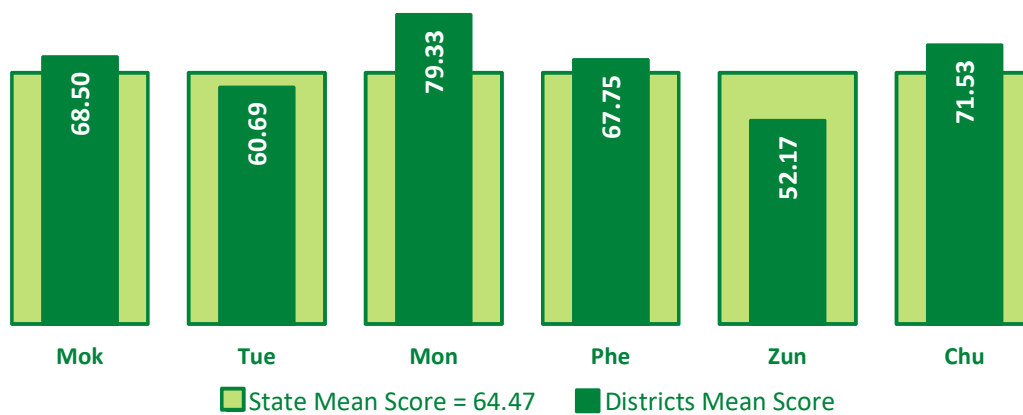
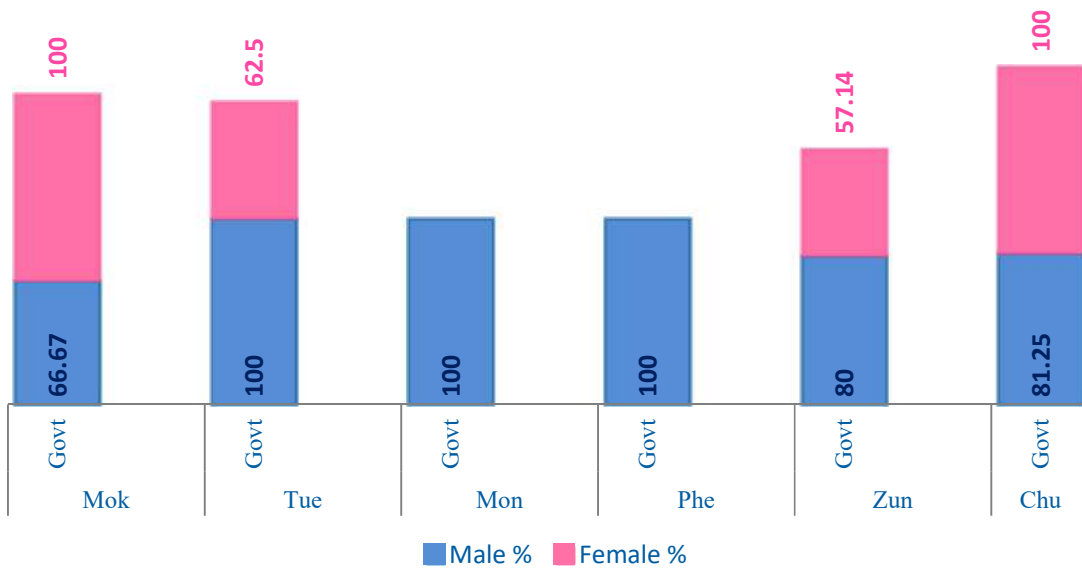
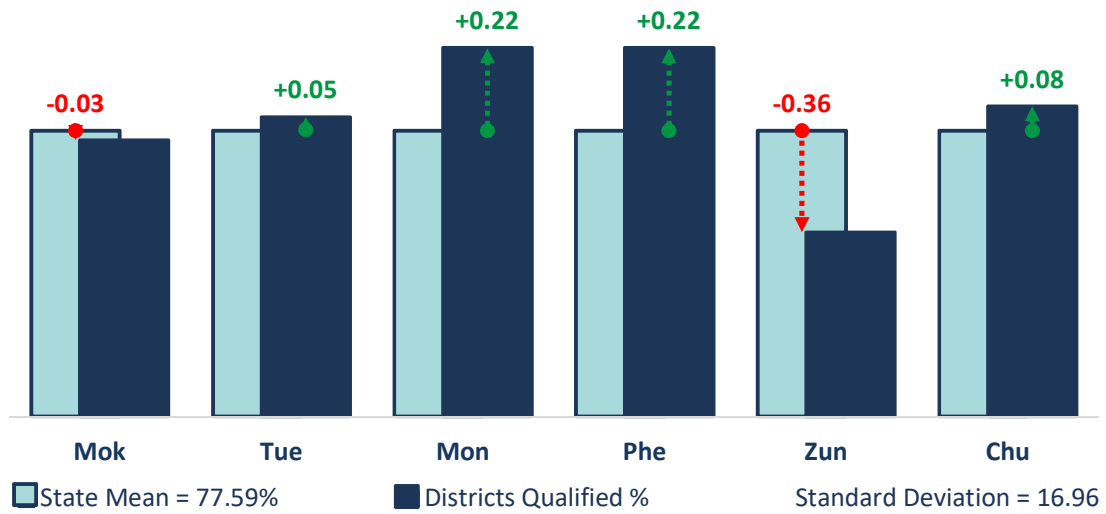
Automotive (HSLCE 2025)



[Note: Male Qualified Percentage in Kiphire Govt. Institutions are Zero.]



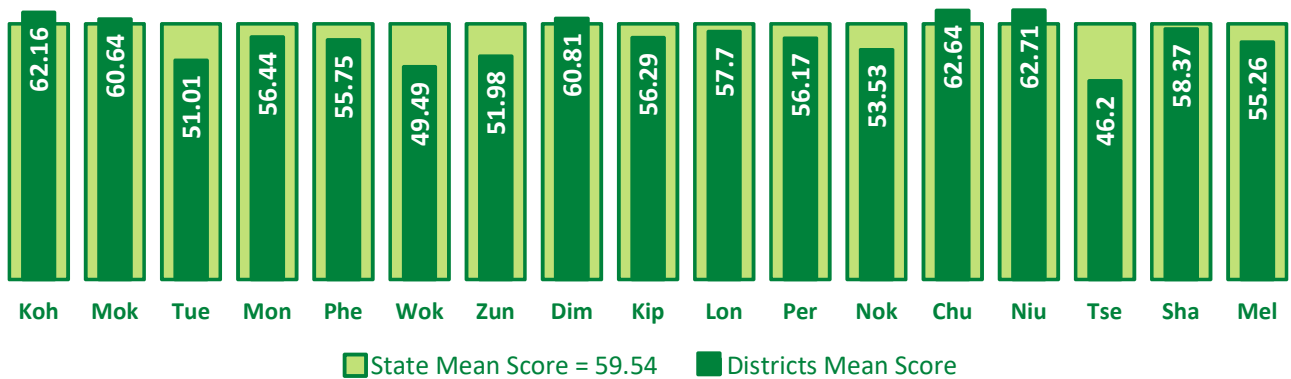
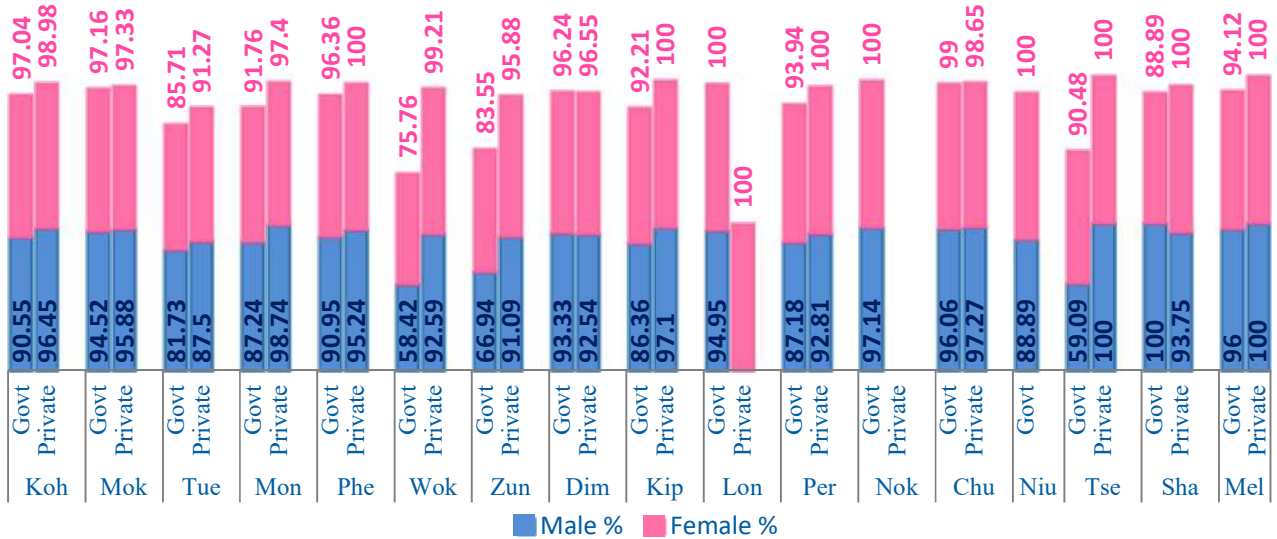
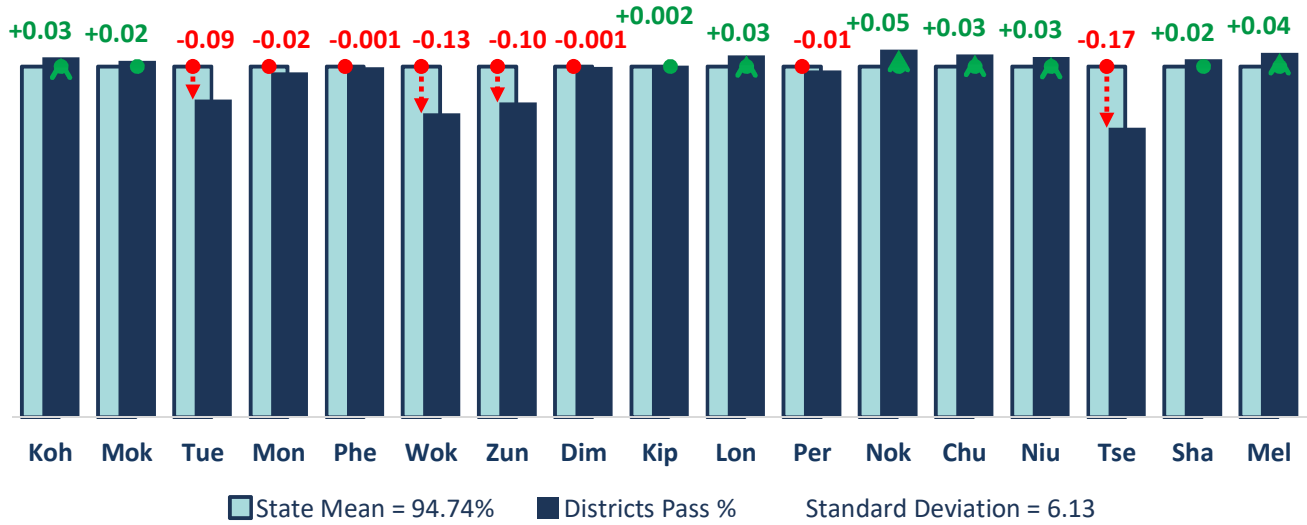
Plumbing (HSLCE 2025)



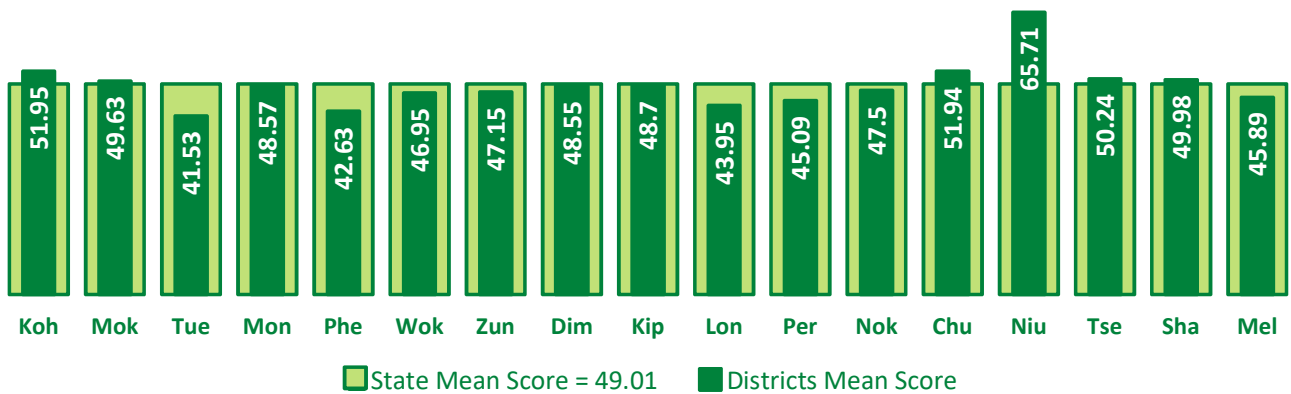
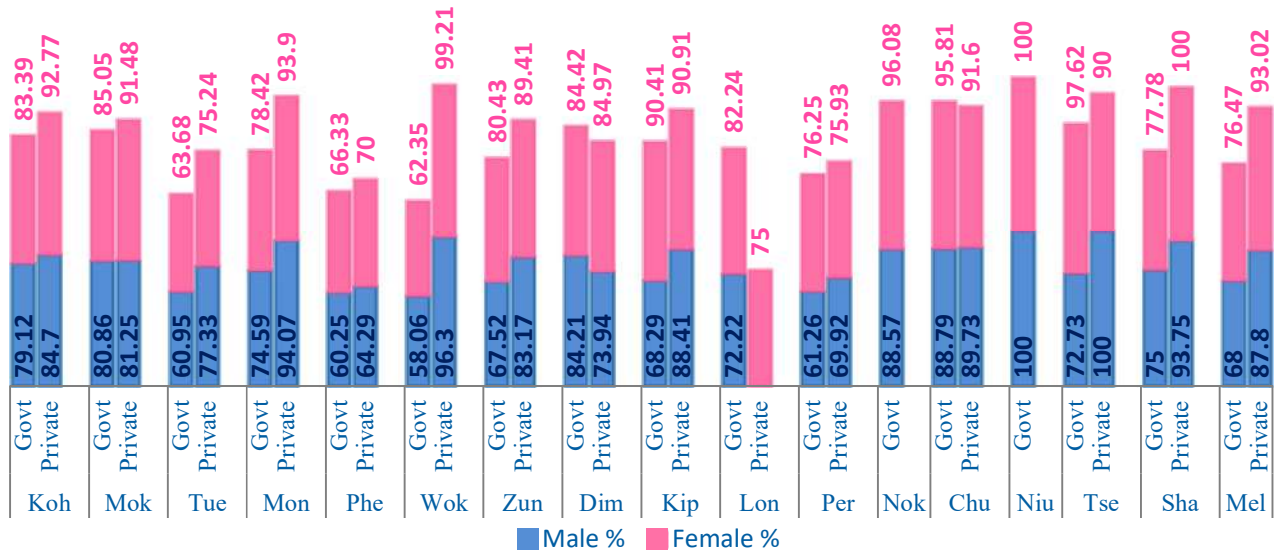
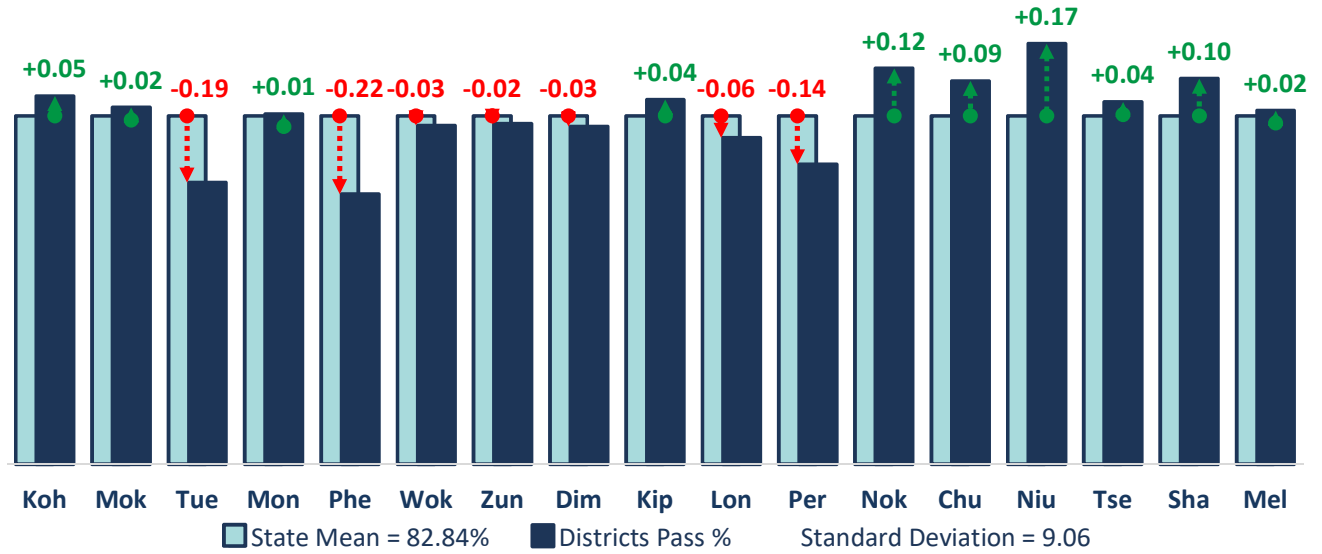
**Subjects Performances across the Districts
at the HSSLC Examination 2025**

English (HSSLCE 2025)

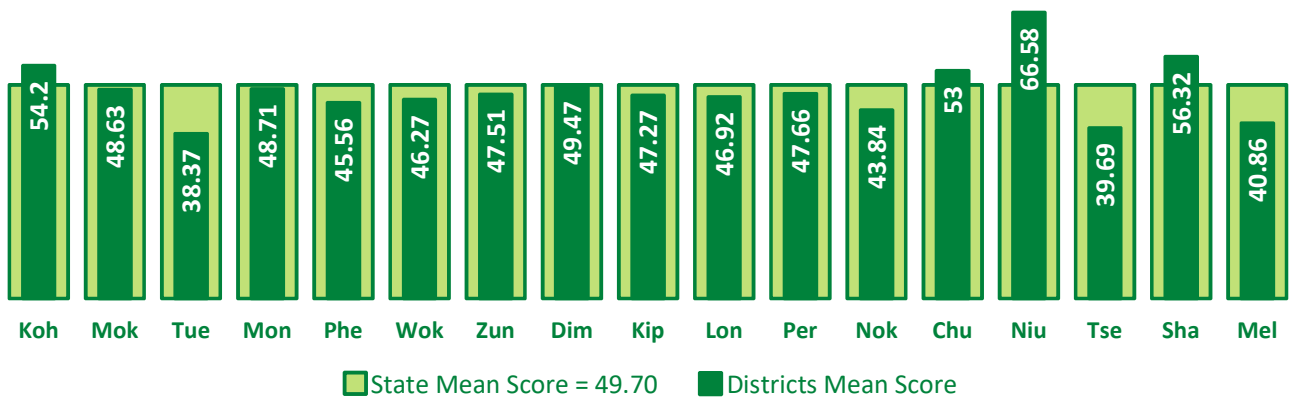
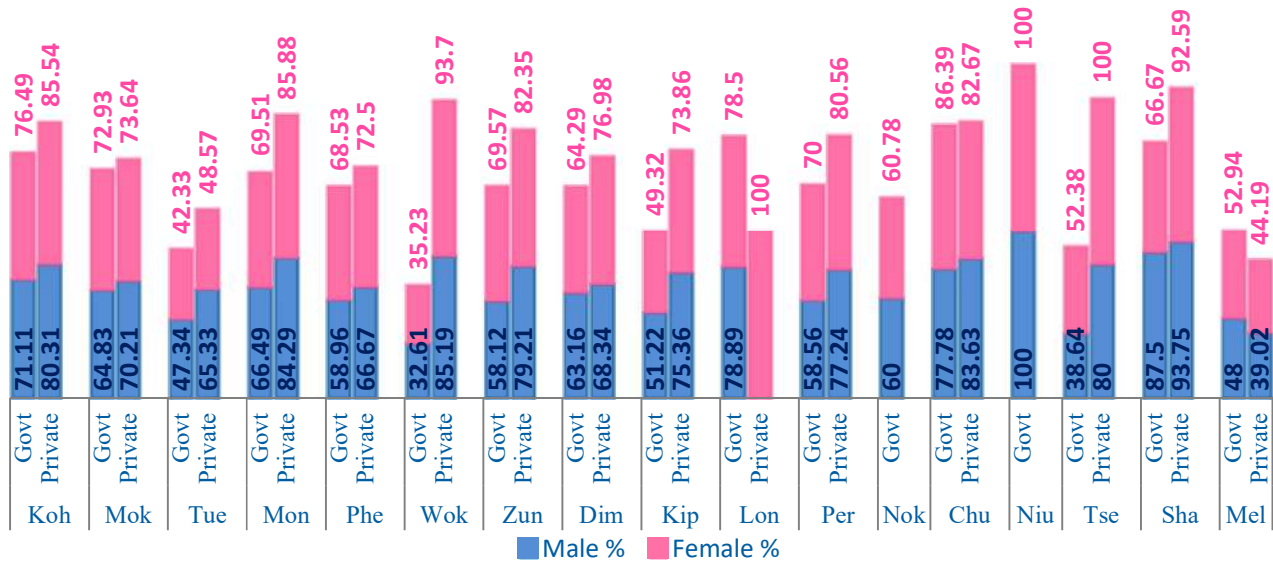
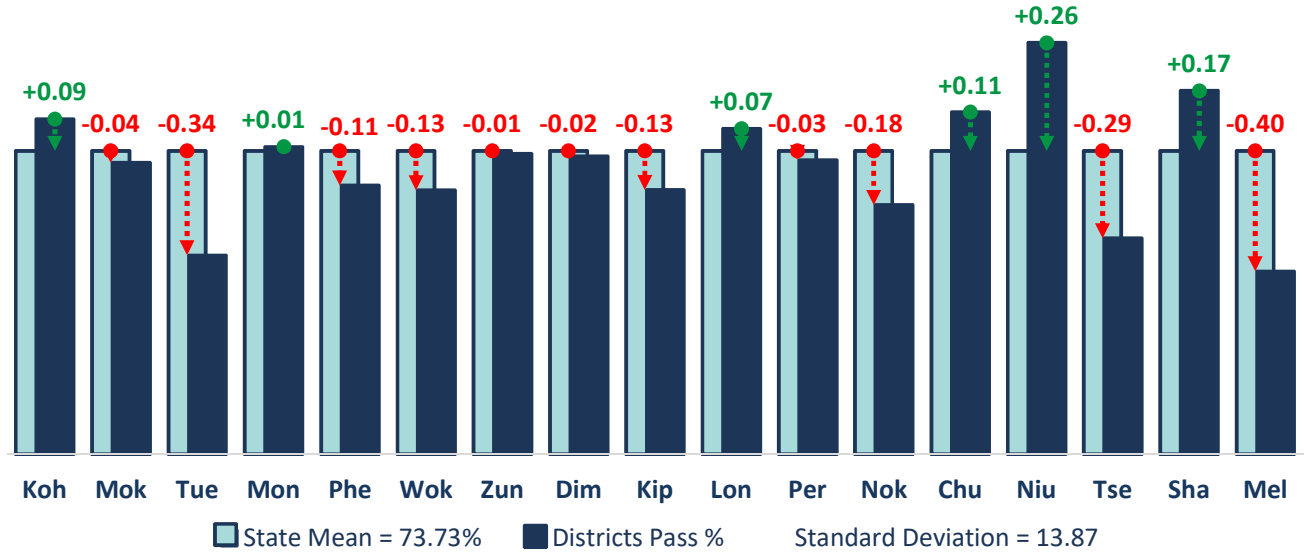
Districts Pass Percentage vs. State Mean Percentage



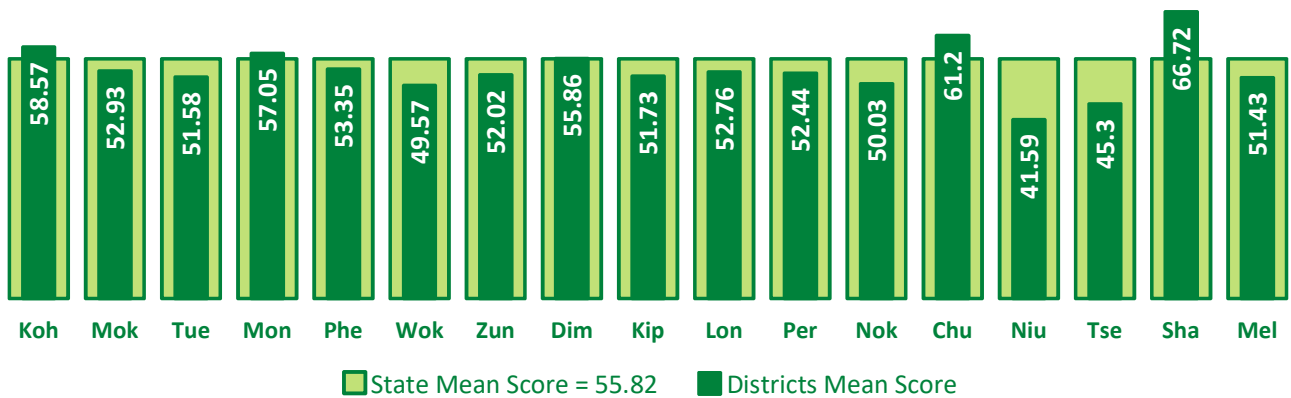
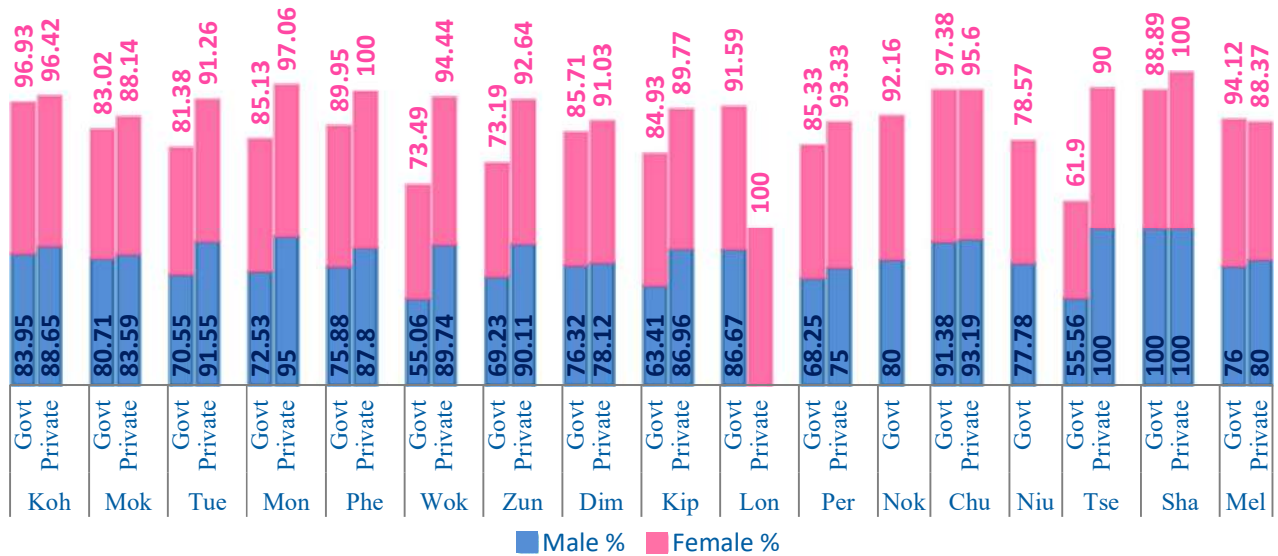
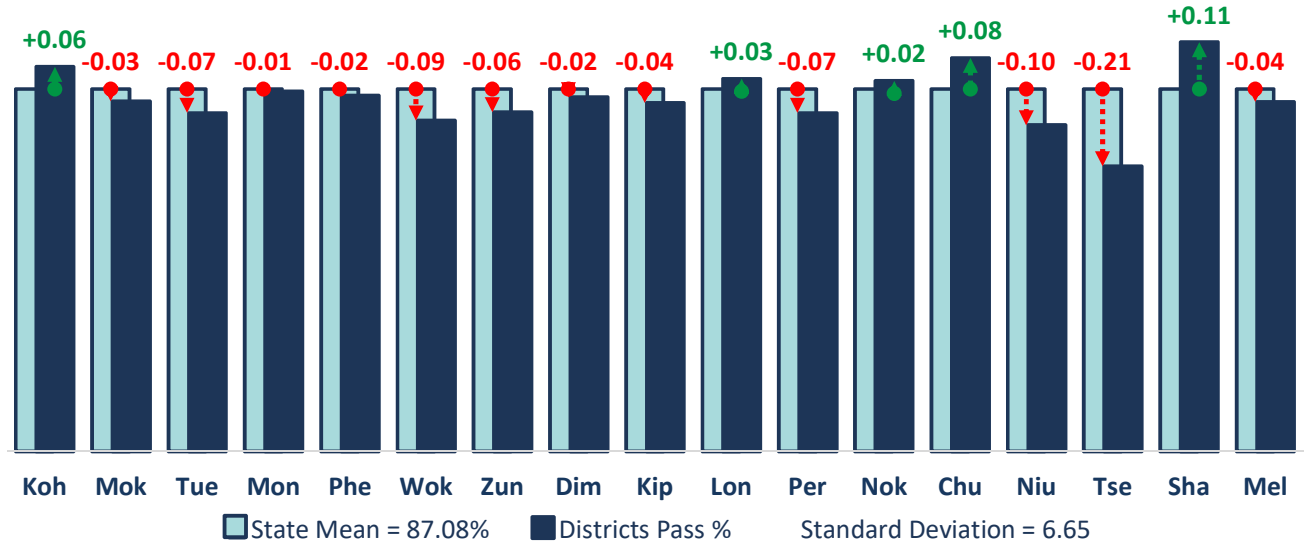
History (HSSLCE 2025)



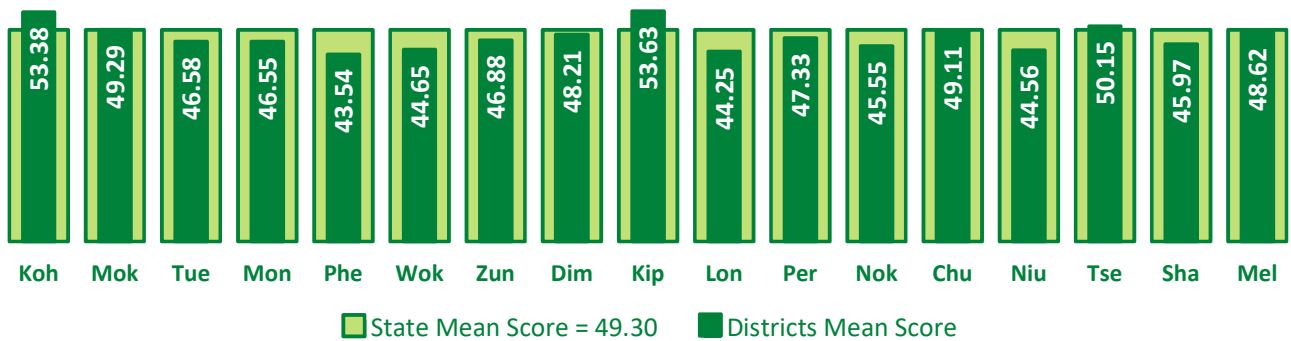
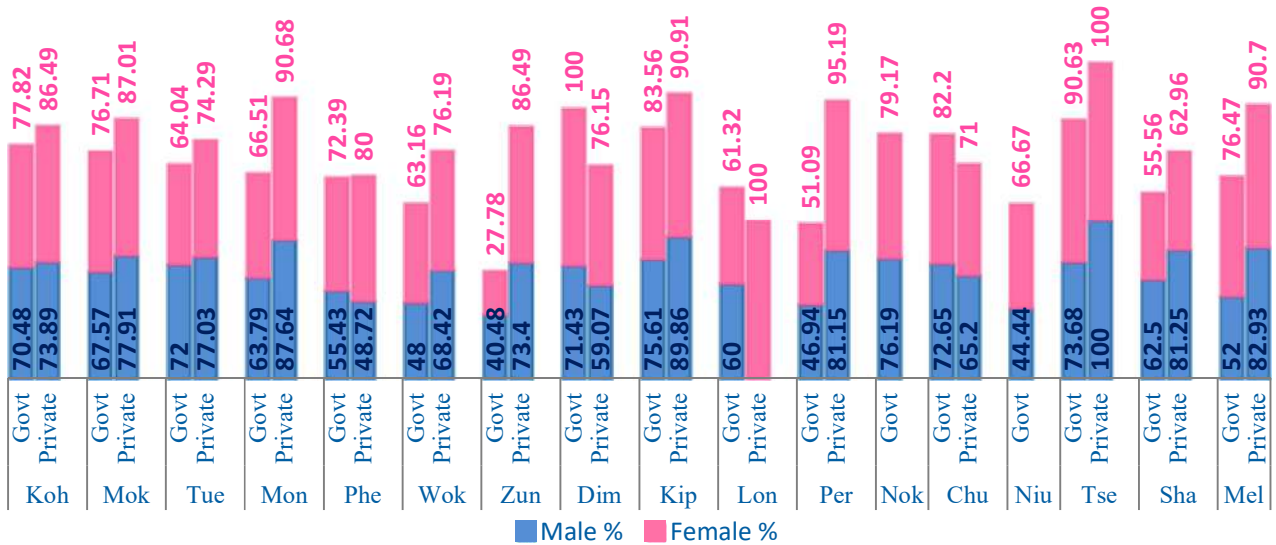
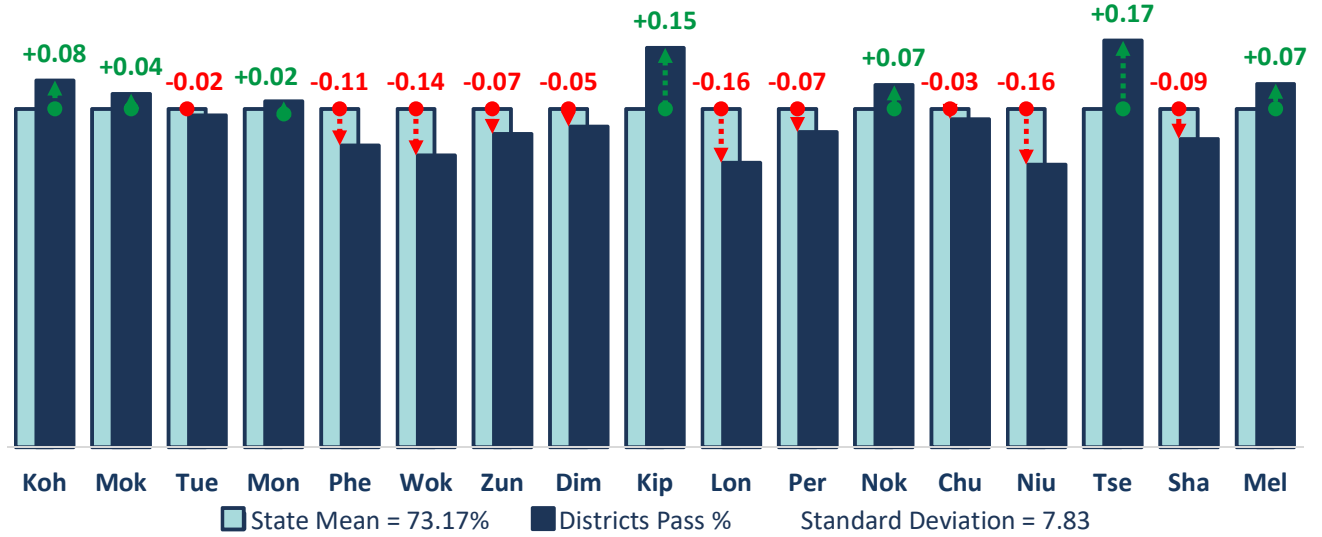
Political Science (HSSLCE 2025)



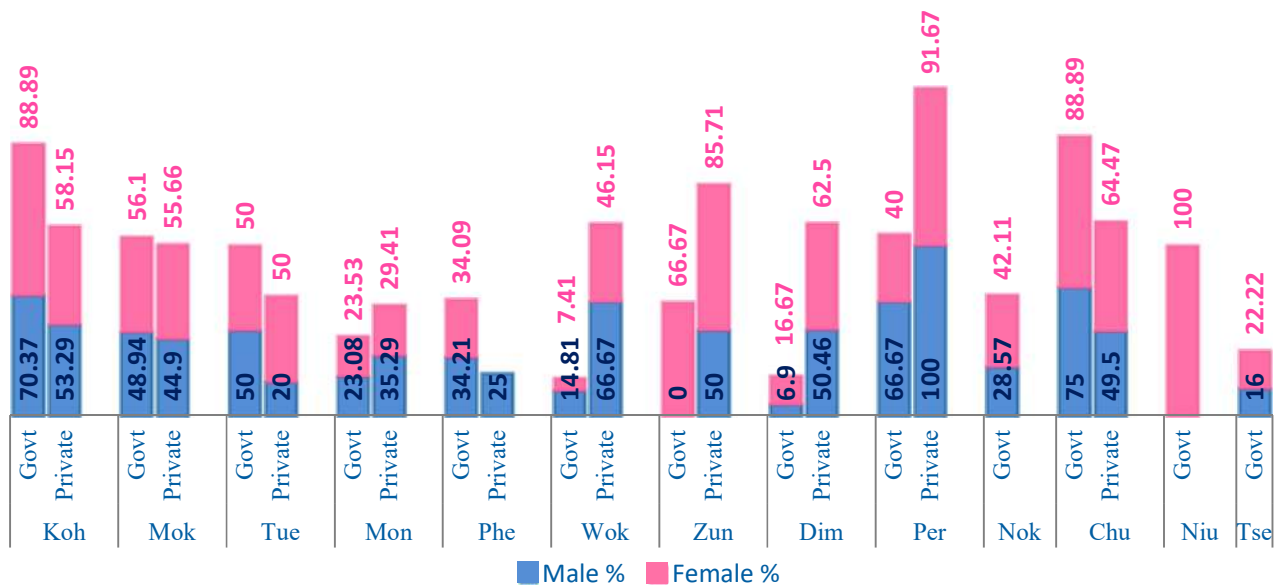
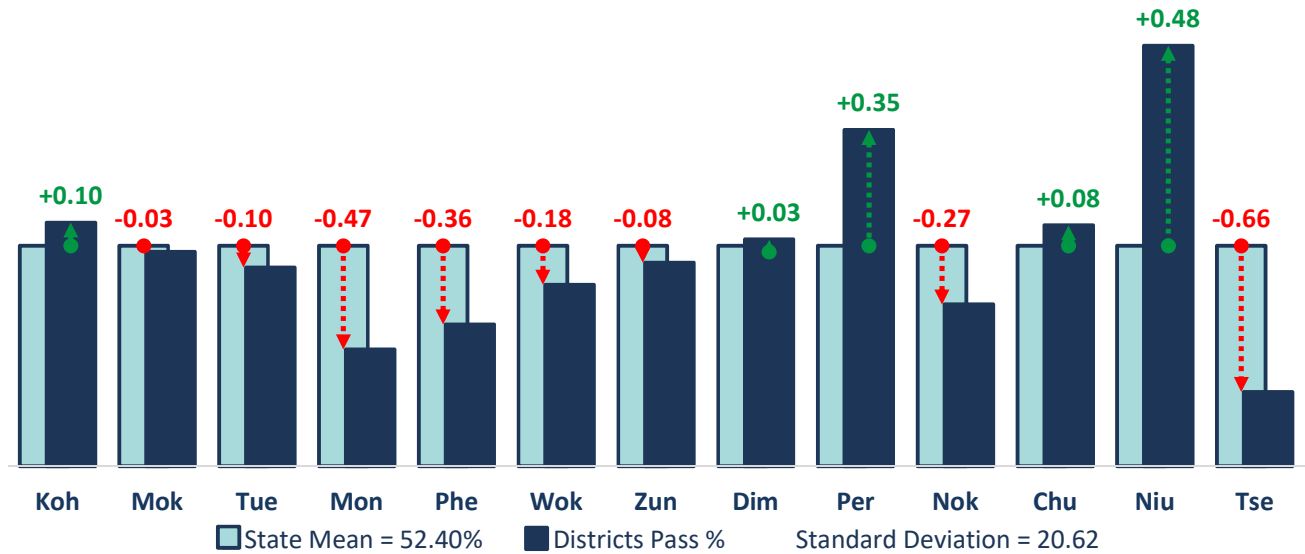
Education (HSSLCE 2025)



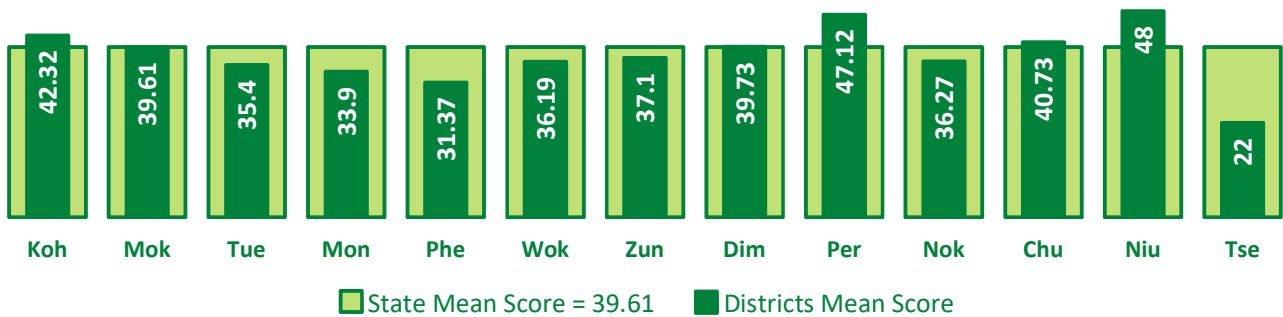
Sociology (HSSLCE 2025)



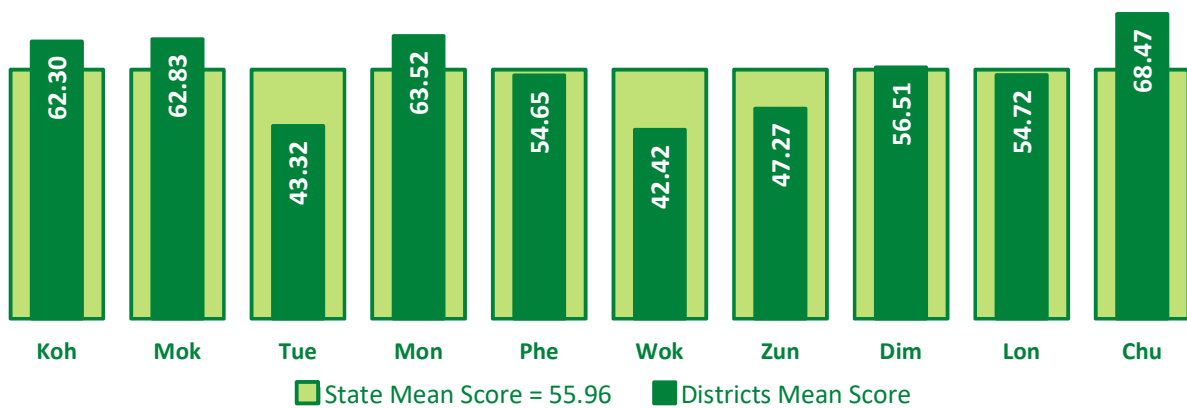
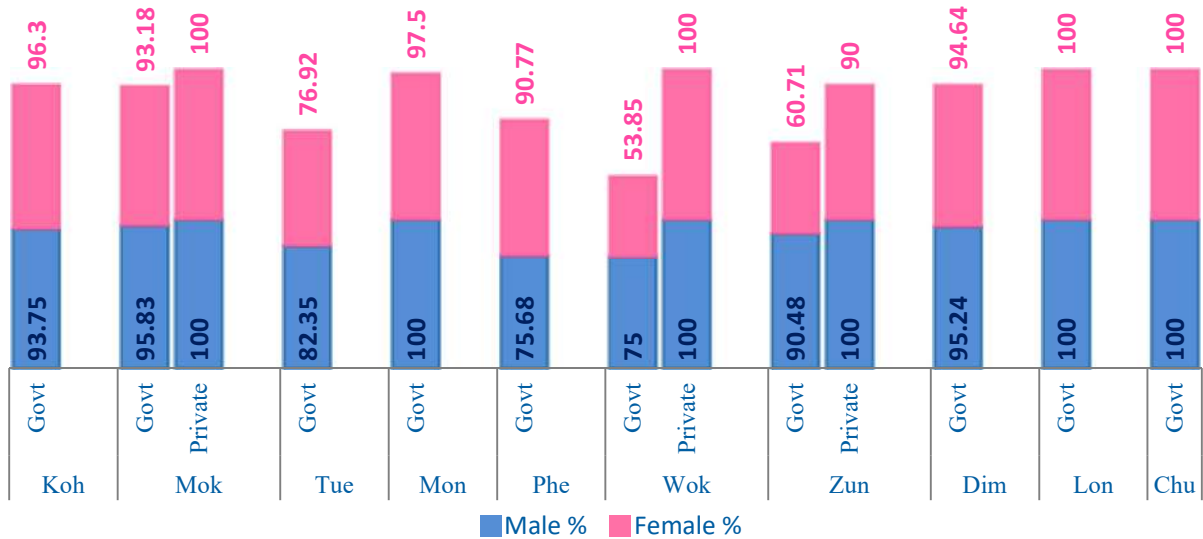
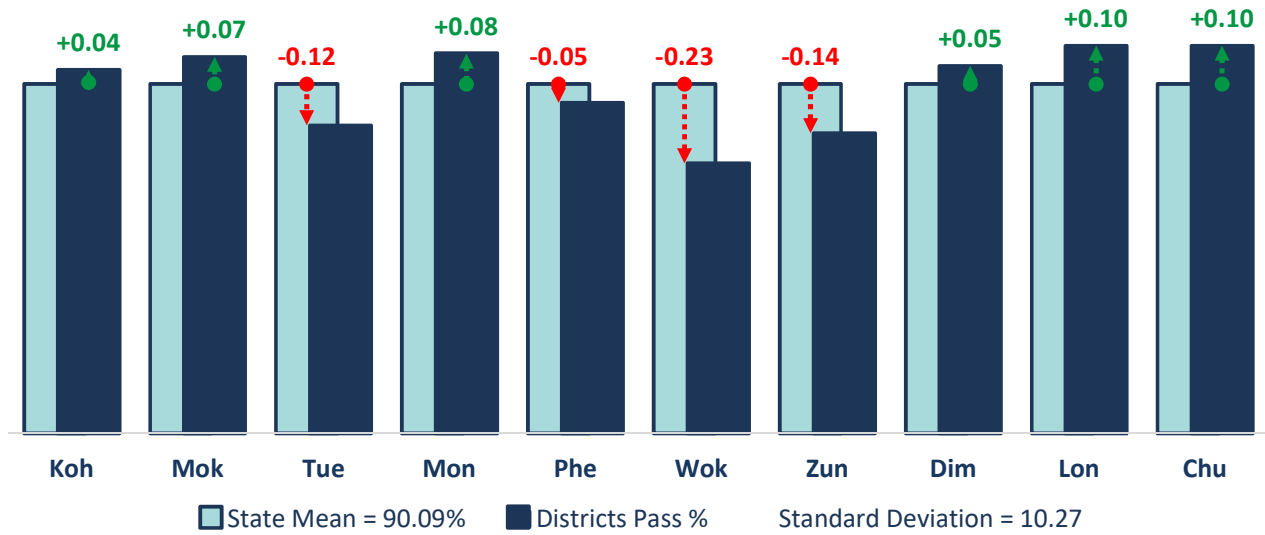
Economics (HSSLCE 2025)



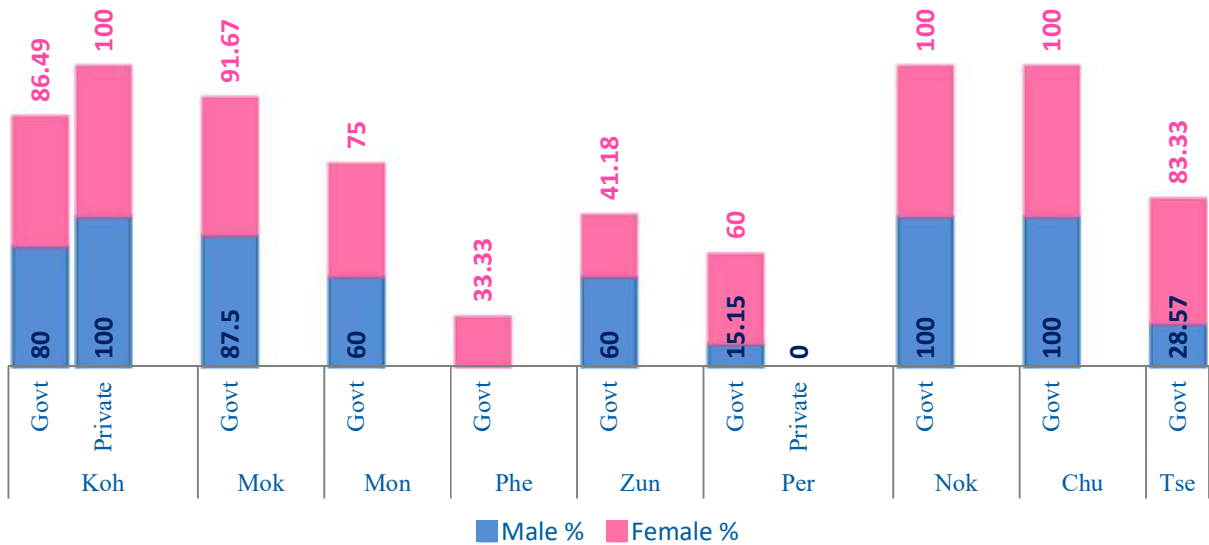
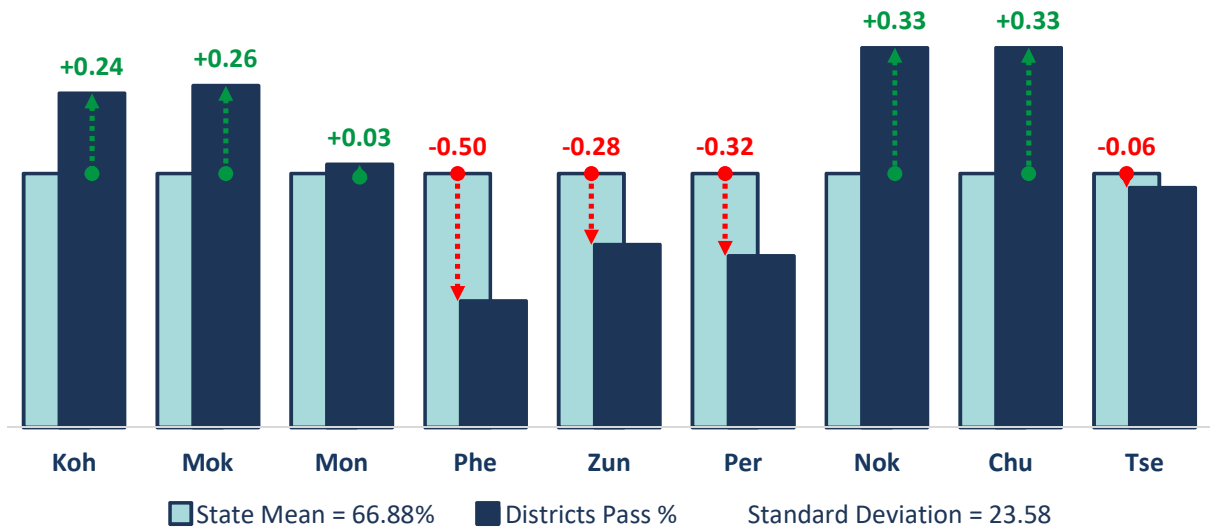
[Note: Male Pass Percentage in Zunheboto Govt. Institutions are Zero.]



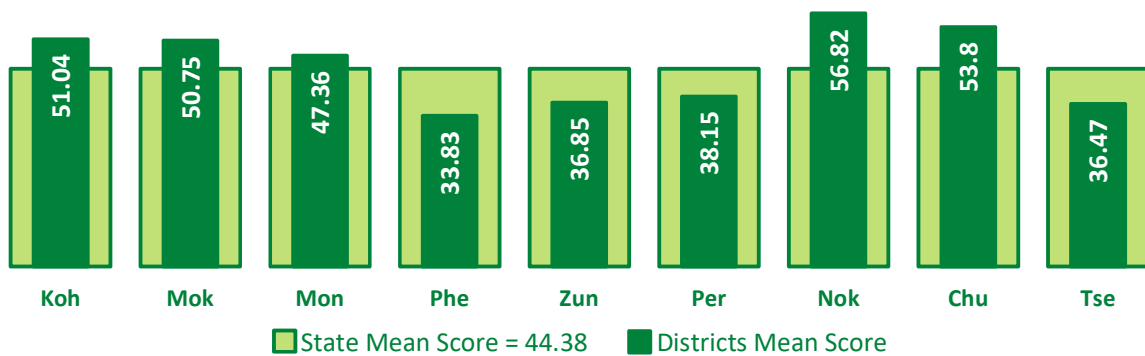
Geography (HSSLCE 2025)



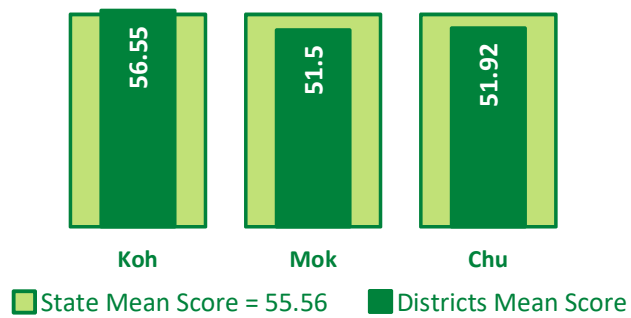
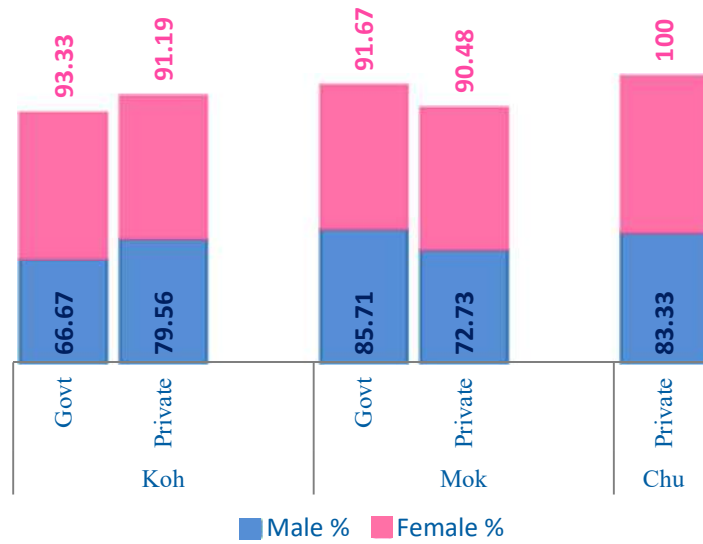
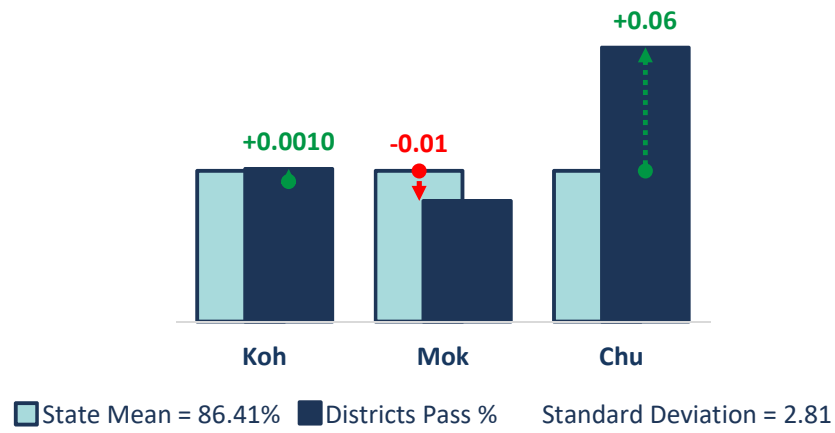
Philosophy (HSSLCE 2025)



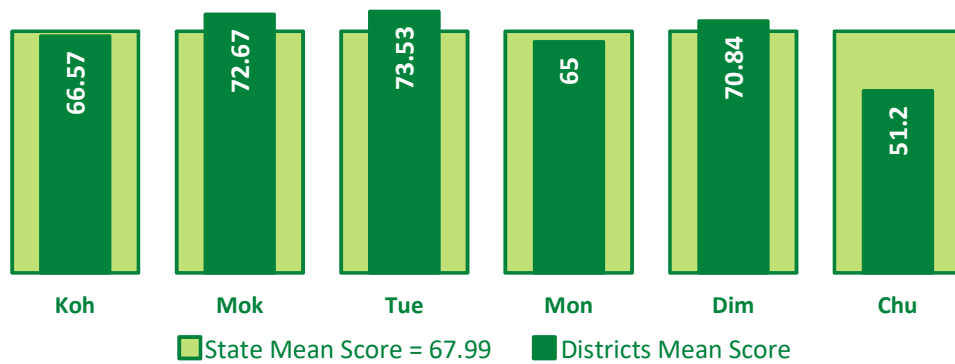
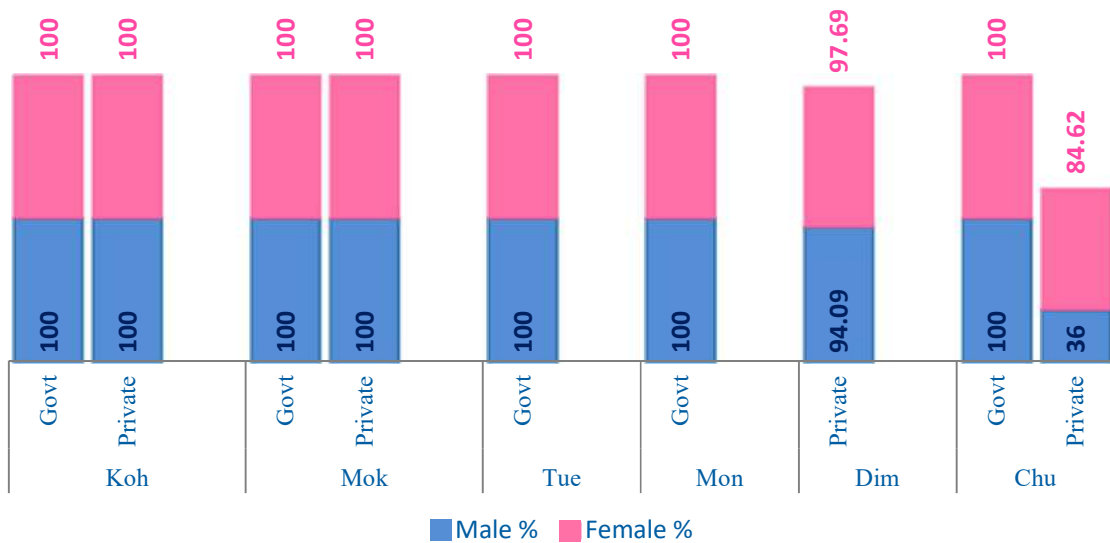
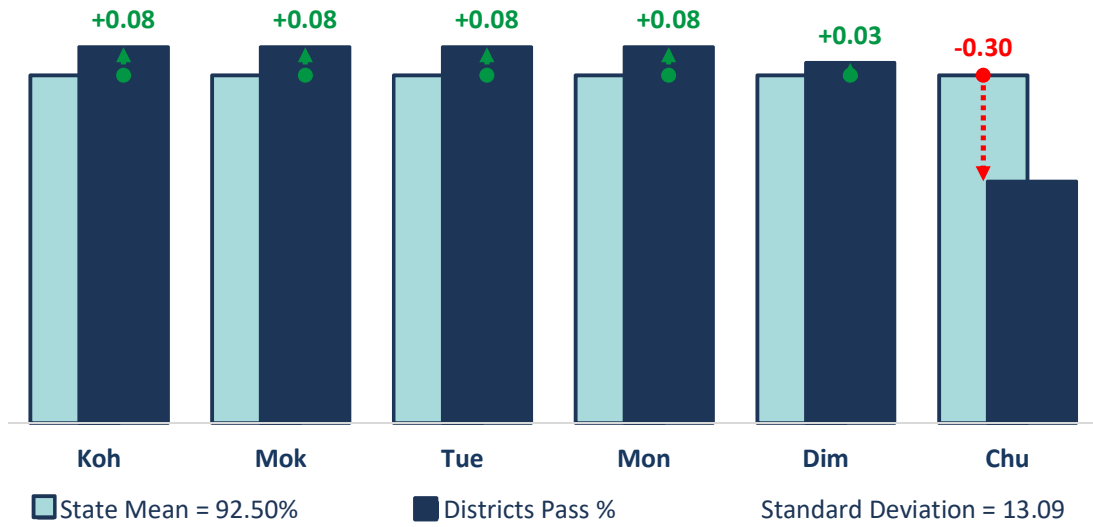
[Note: Male Pass Percentage in Peren Private Institutions are Zero.]



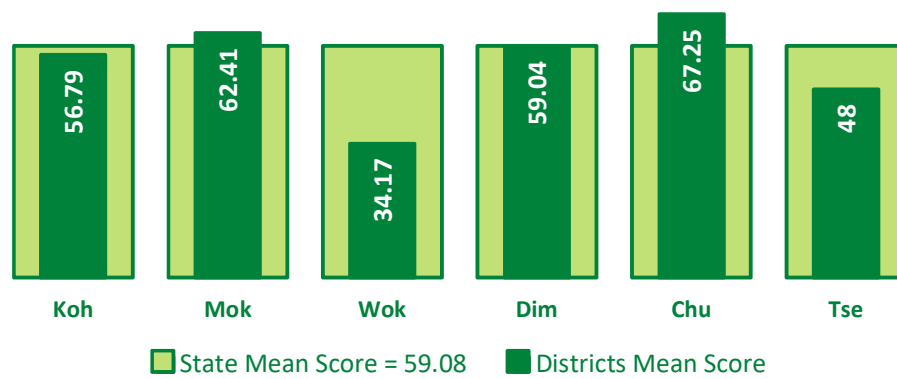
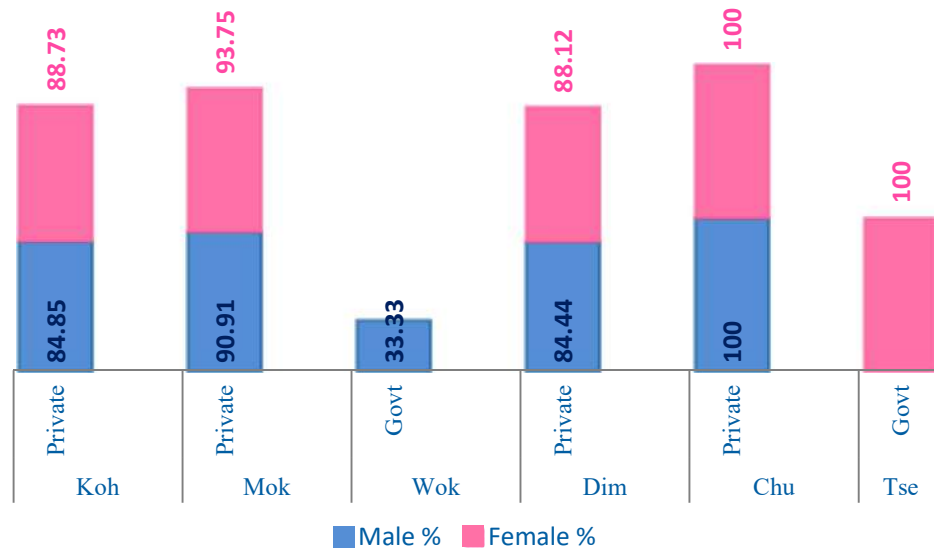
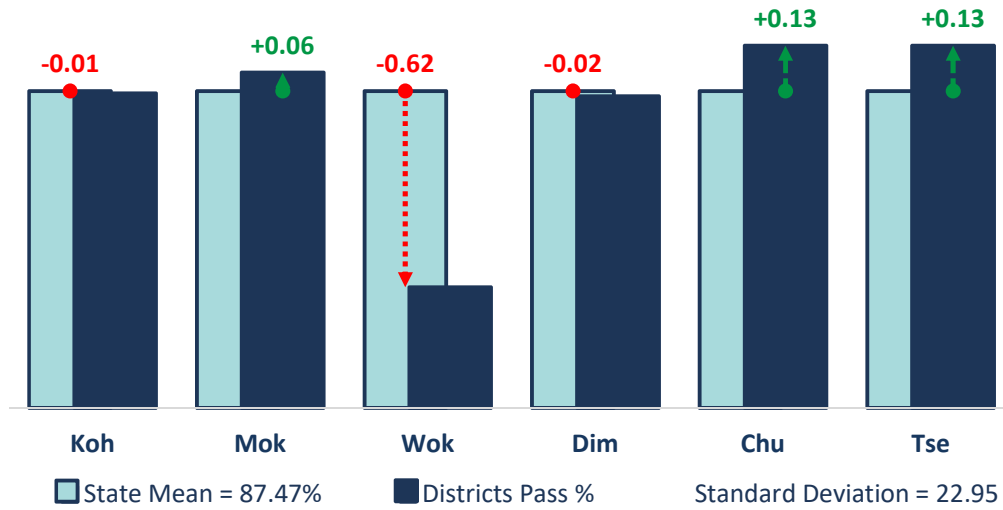
Psychology (HSSLCE 2025)



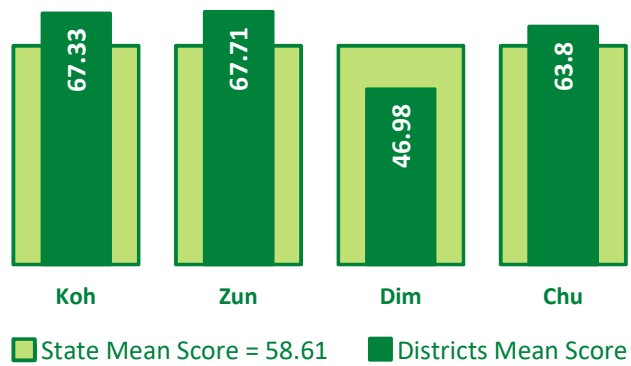
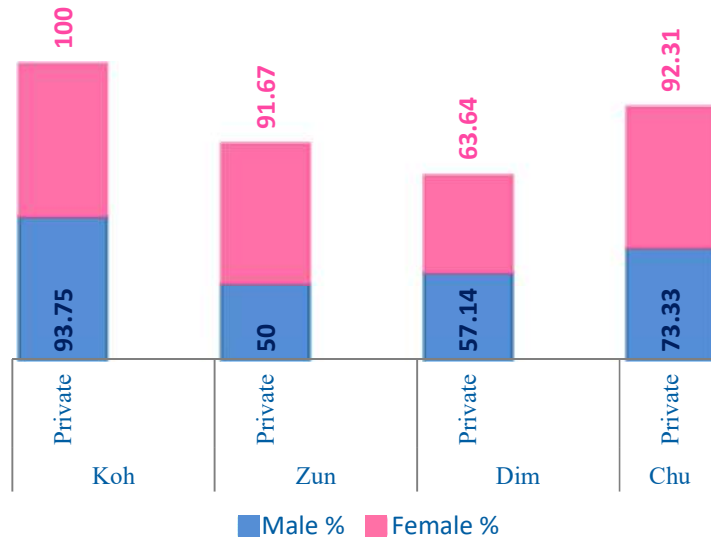
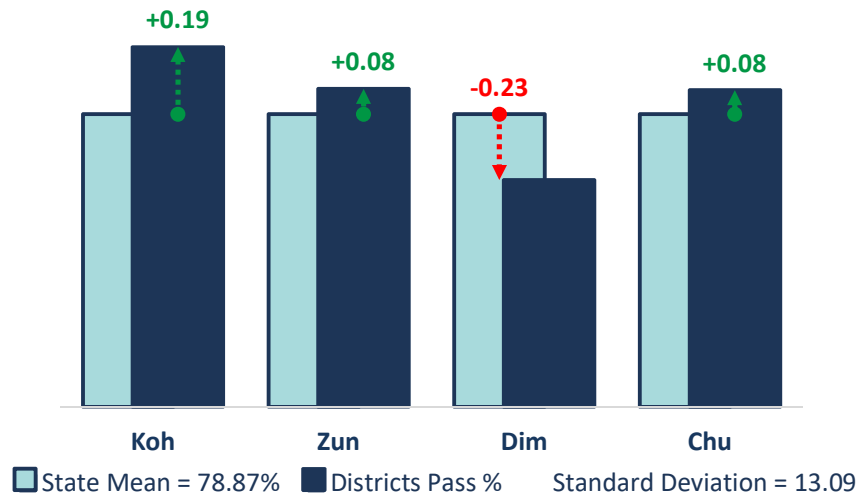
Computer Science (HSSLCE 2025)



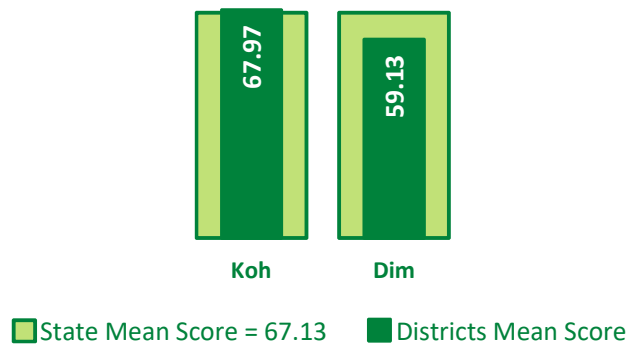
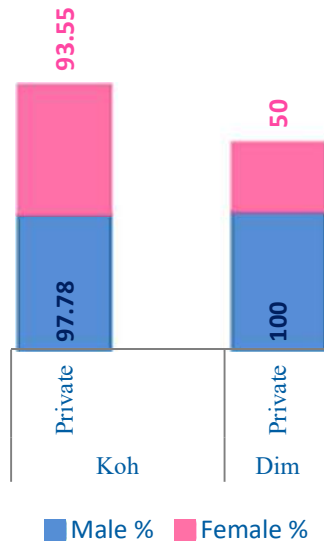
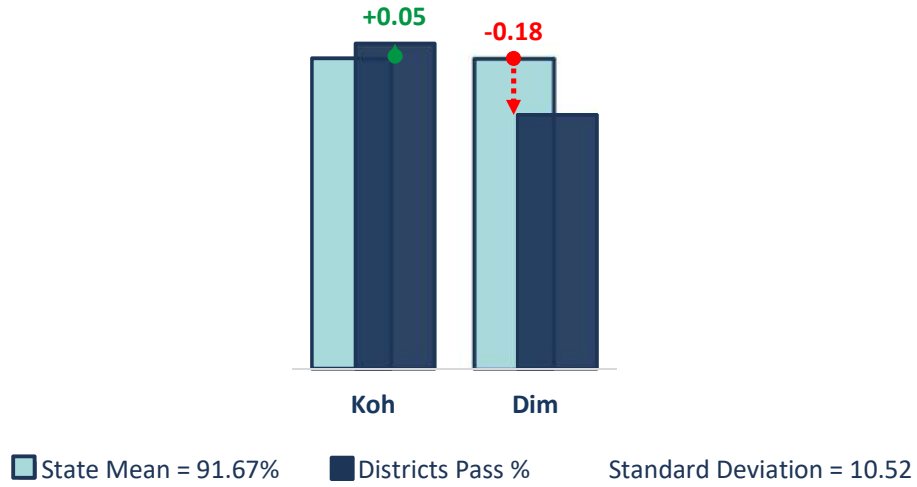
Informatics Practices (HSSLCE 2025)



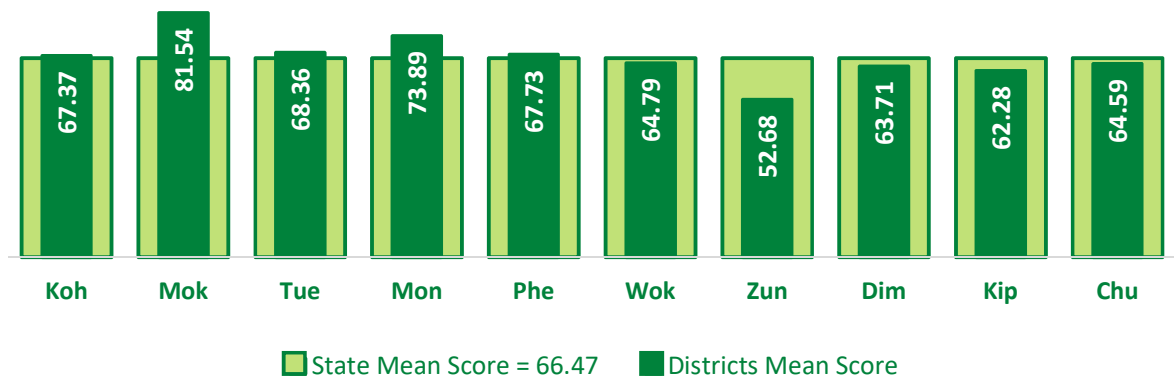
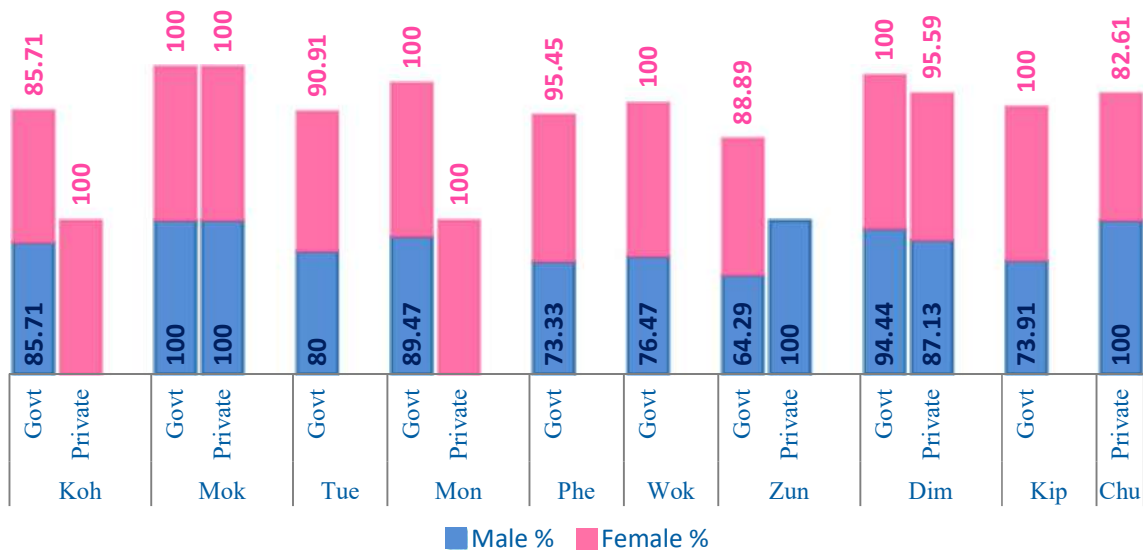
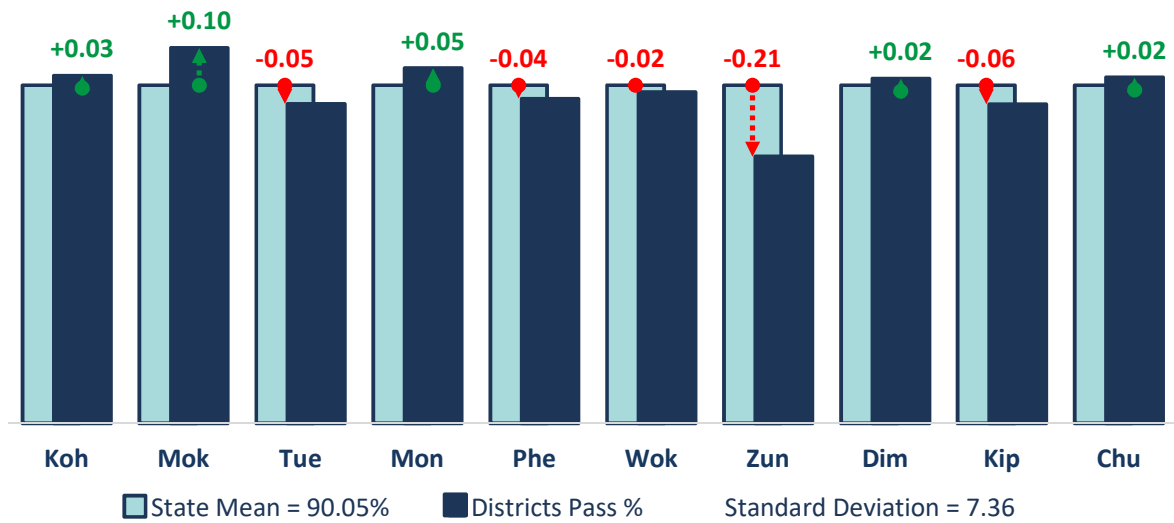
Music (HSSLCE 2025)



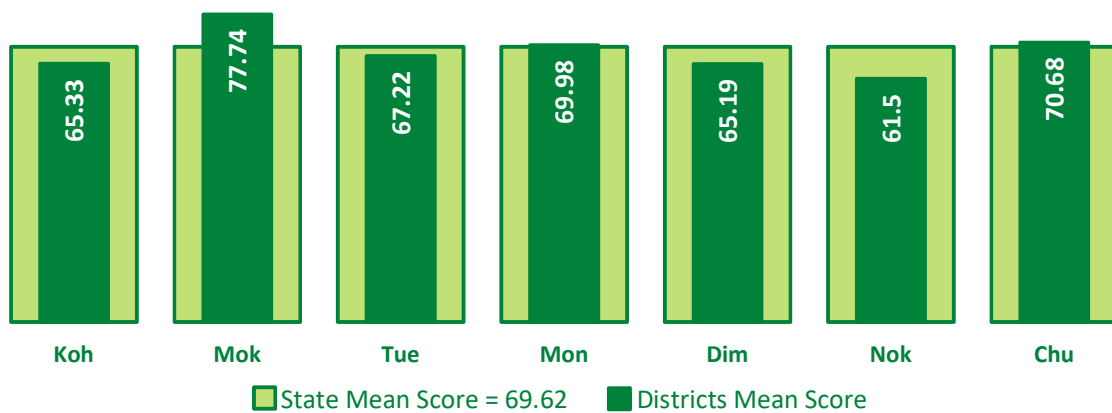
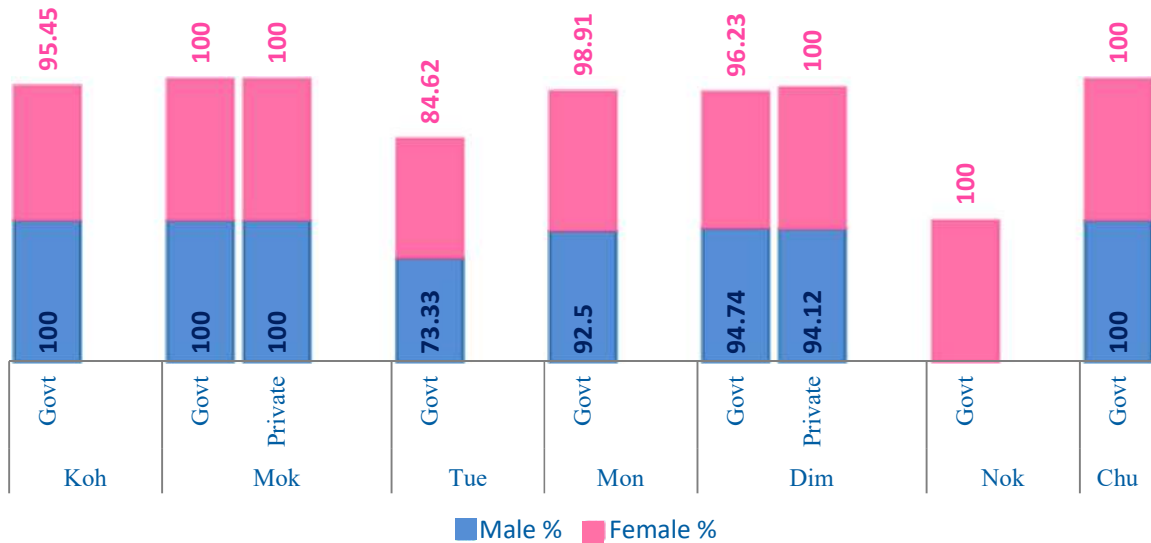
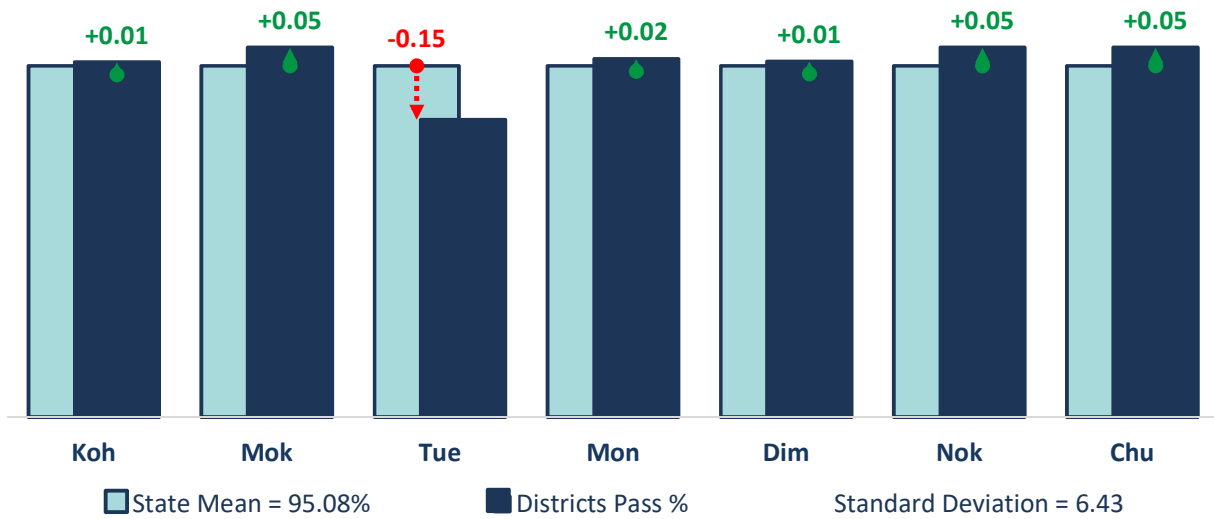
Financial Markets Management (HSSLCE 2025)



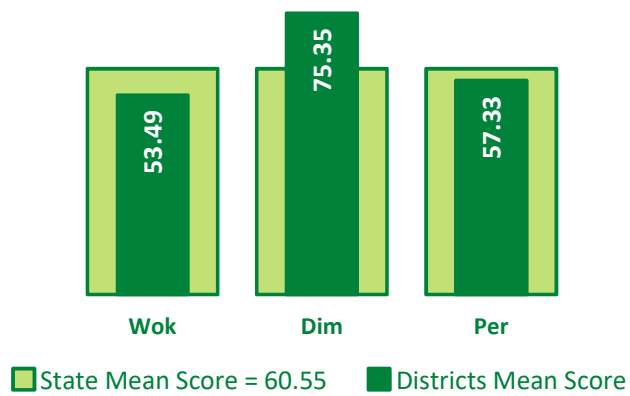
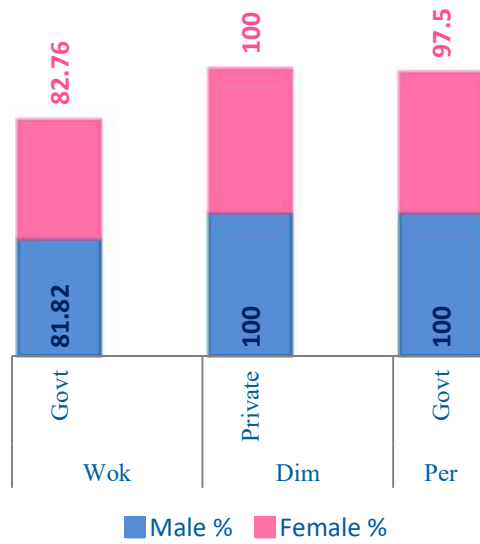
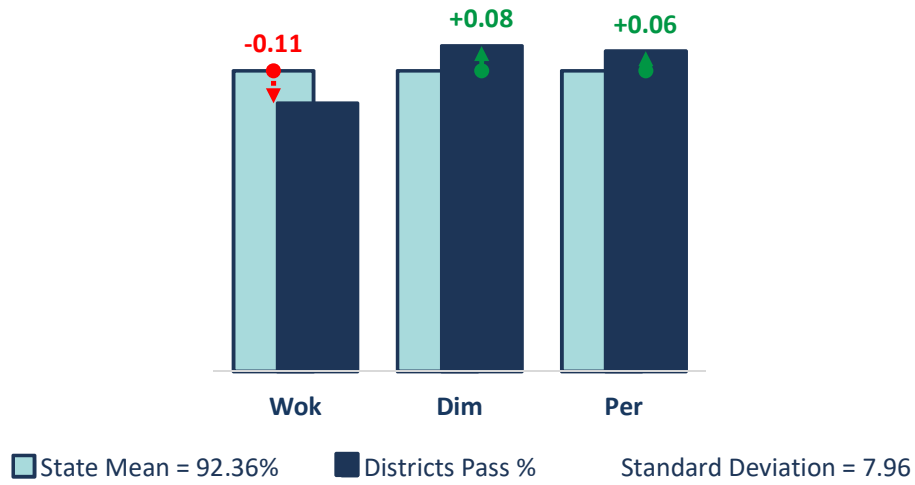
Information Technology Enabled Services (HSSLCE 2025)



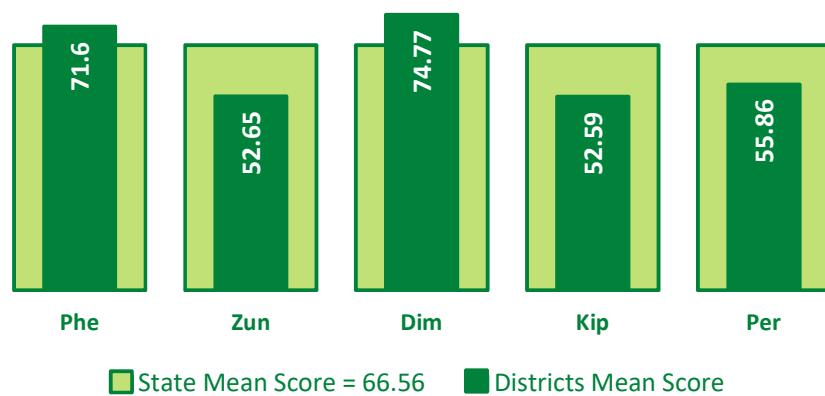
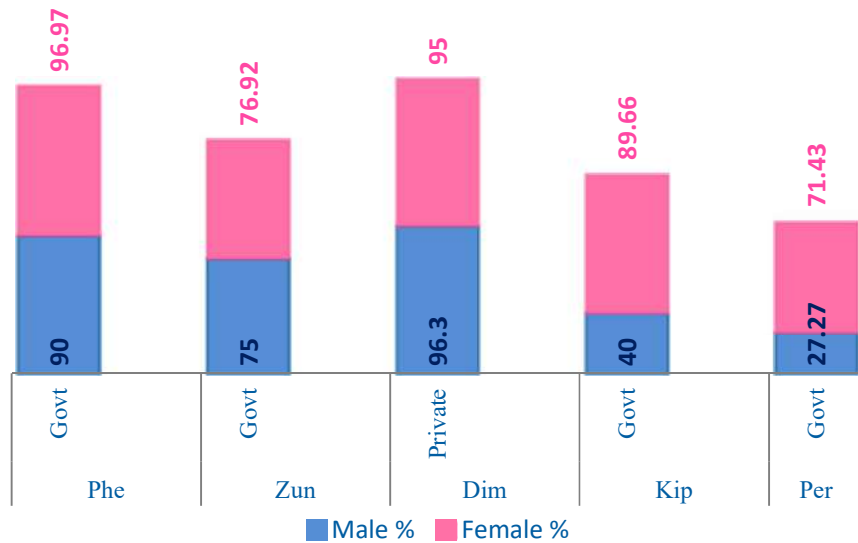
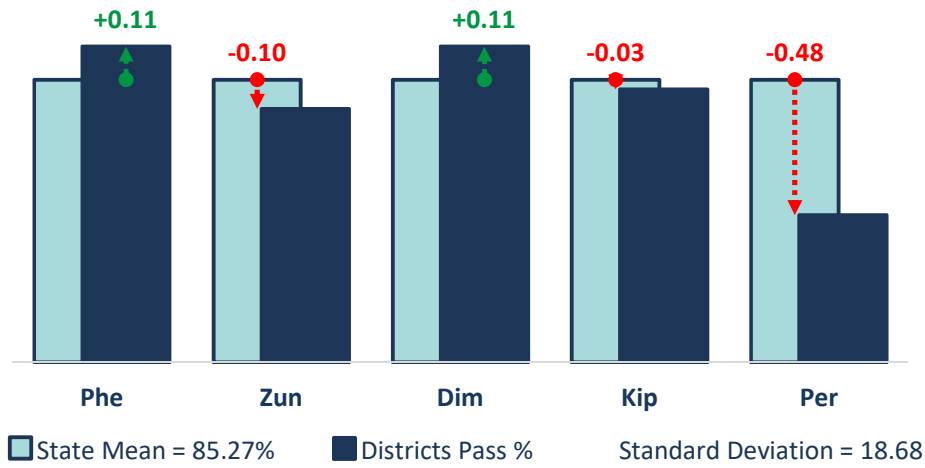
Tourism & Hospitality (HSSLCE 2025)




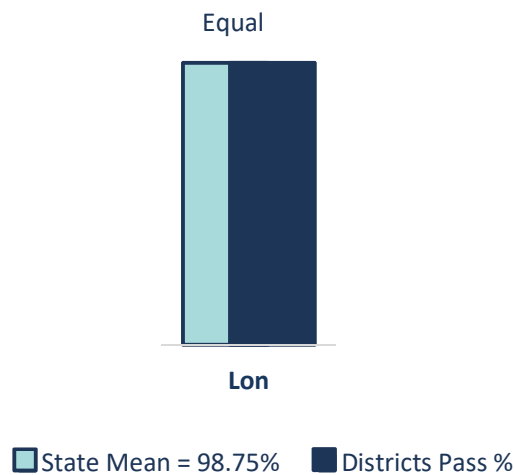
Retail (HSSLCE 2025)



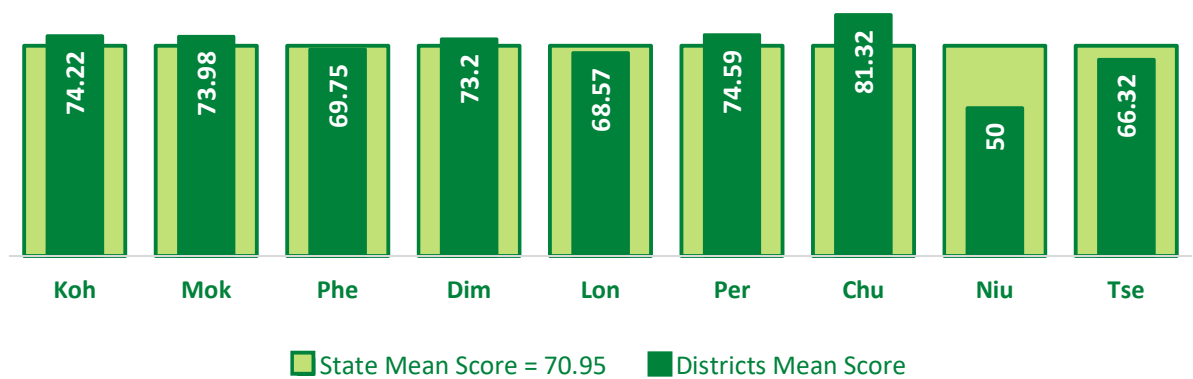
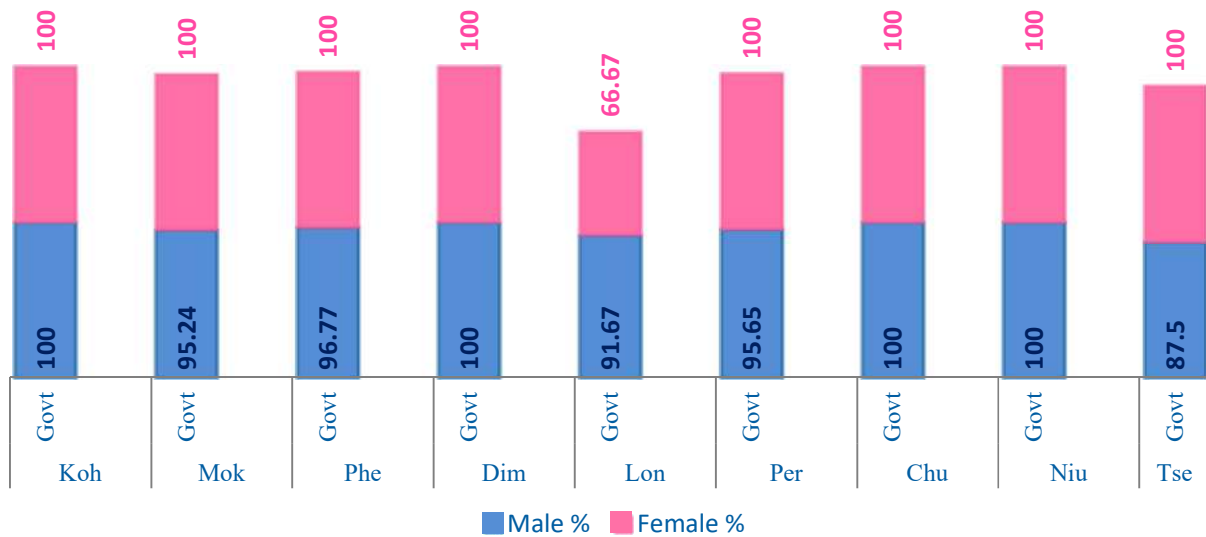
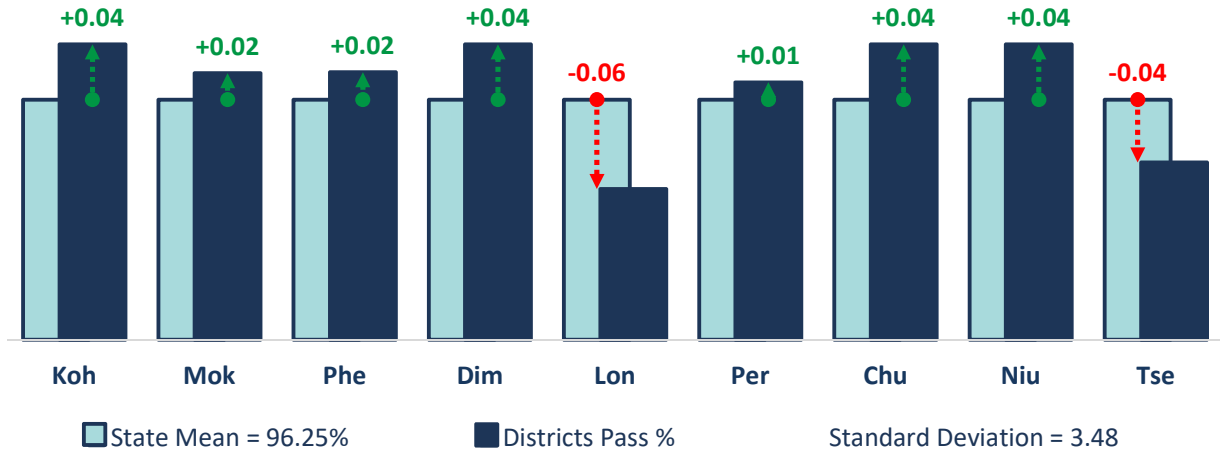
HealthCare (HSSLCE 2025)



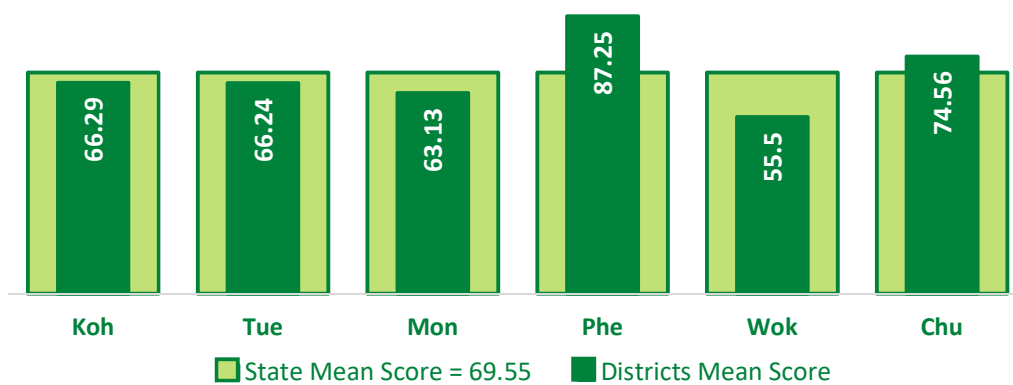
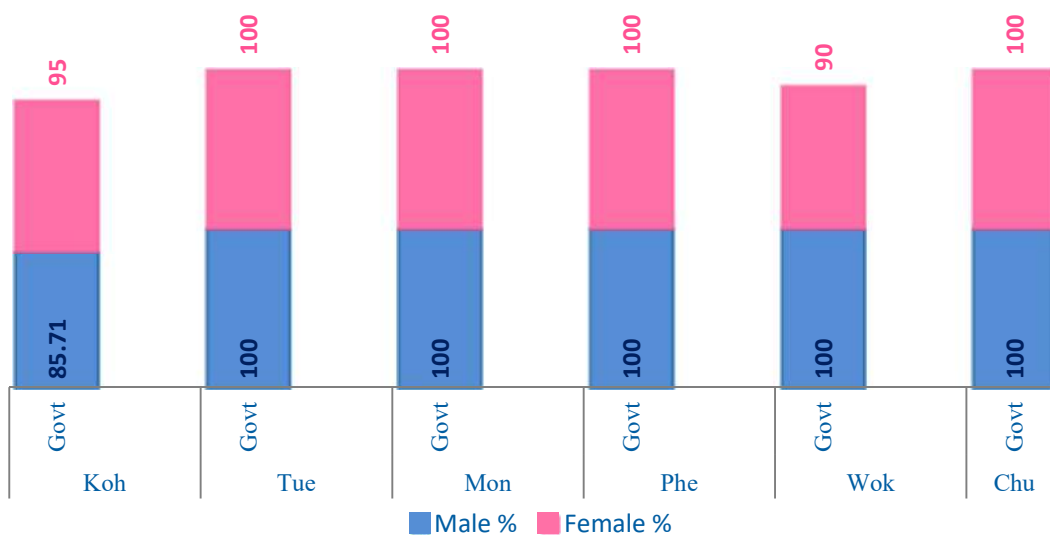
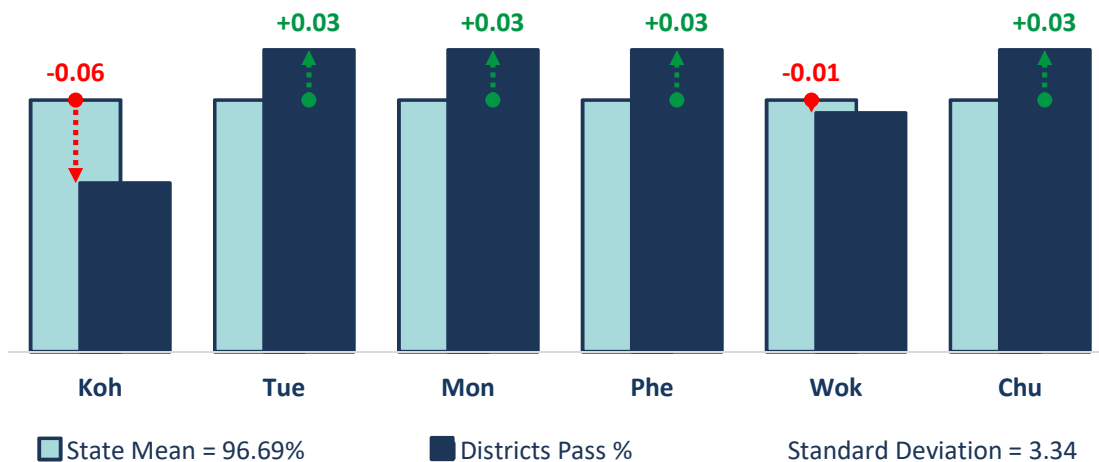
Beauty & Wellness (HSSLCE 2025)



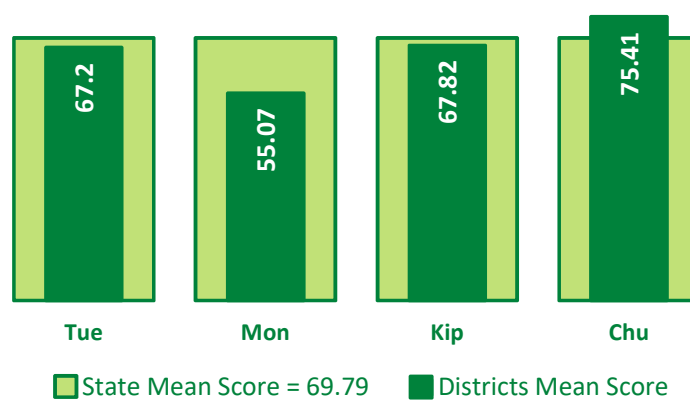
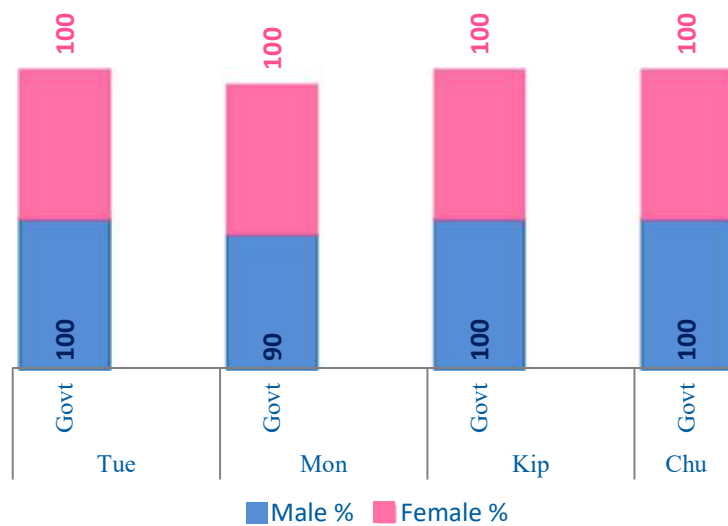
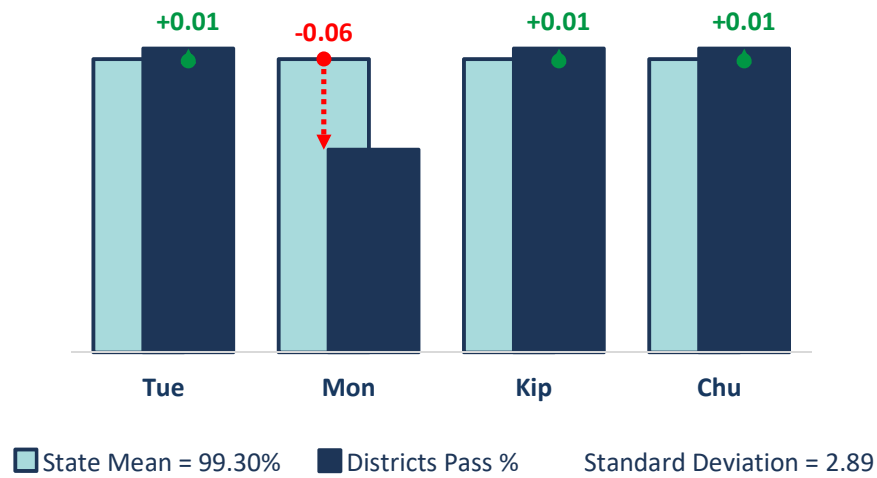
Electronics (HSSLCE 2025)



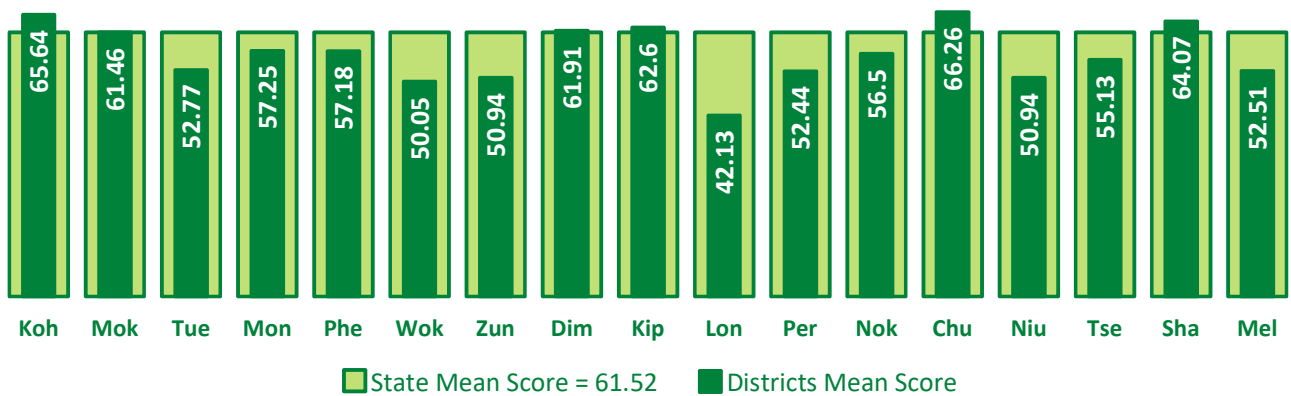
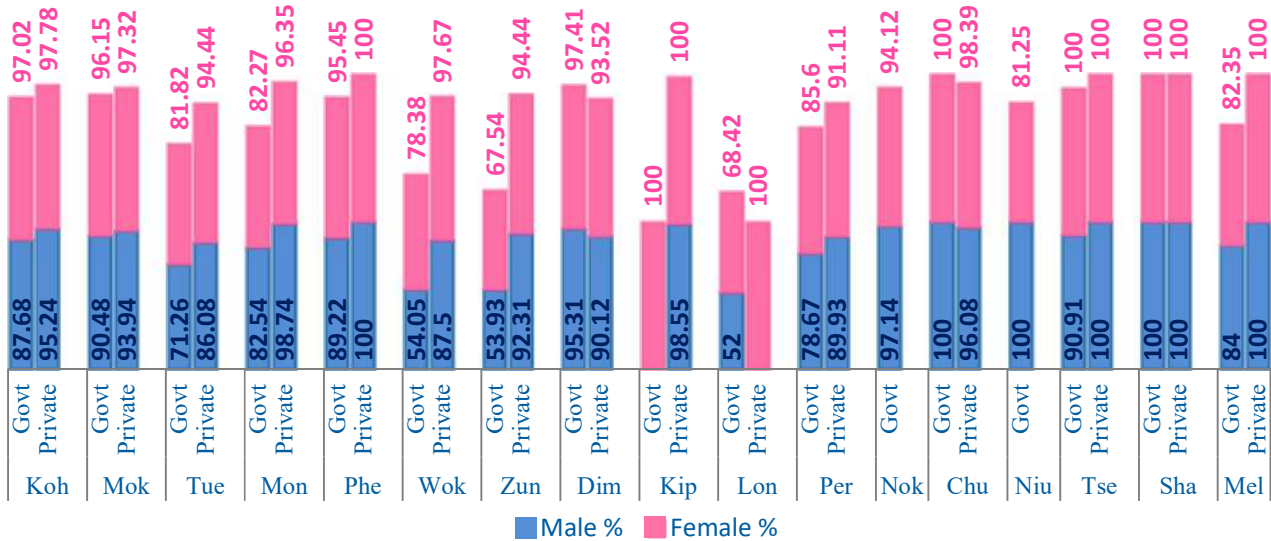
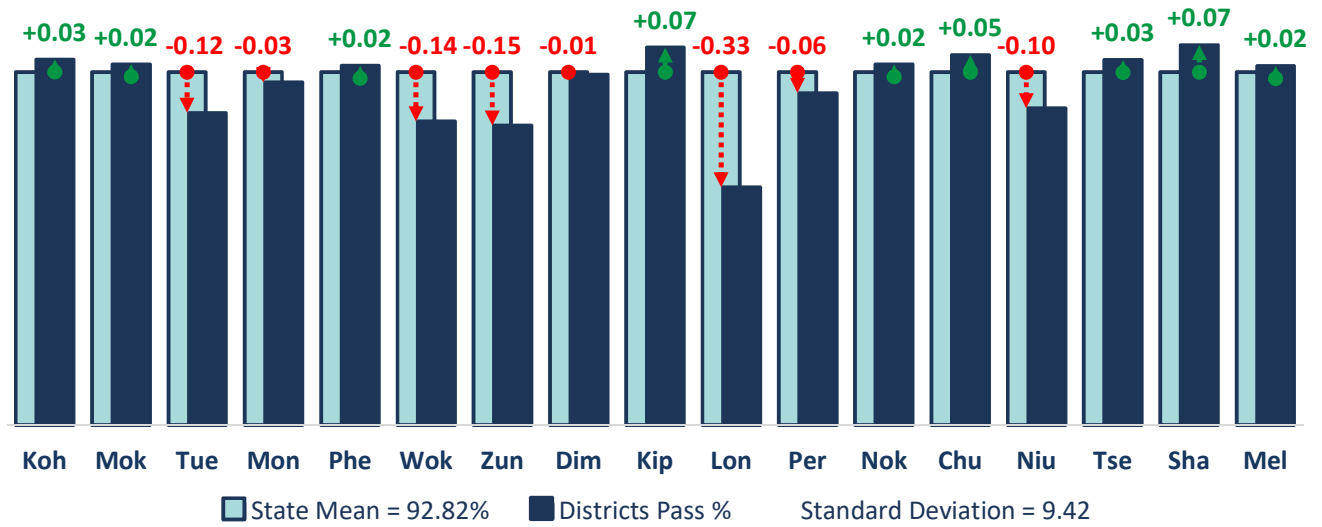
Agriculture (HSSLCE 2025)



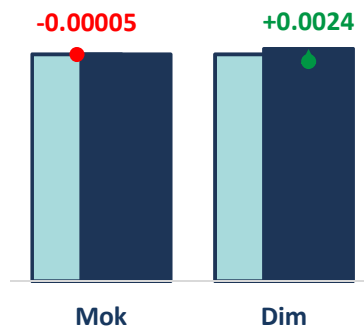
Automotive (HSSLCE 2025)




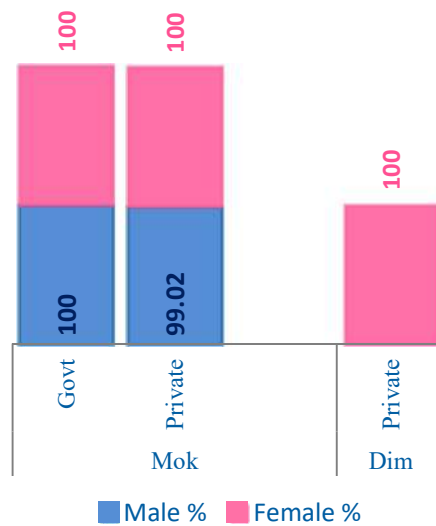
Alternative English (HSSLCE 2025)



Ao (HSSLCE 2025)

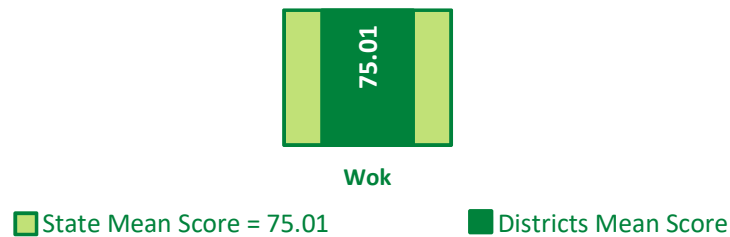
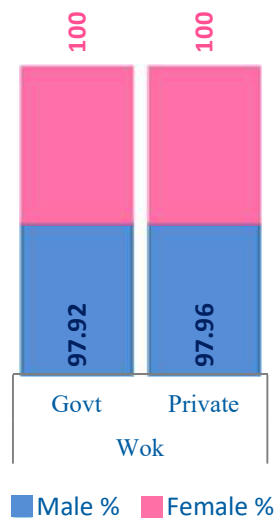
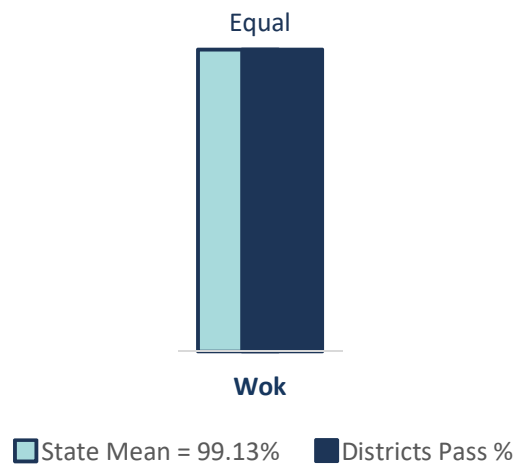


State Mean = 99.76% Districts Pass % Standard Deviation = 0.12

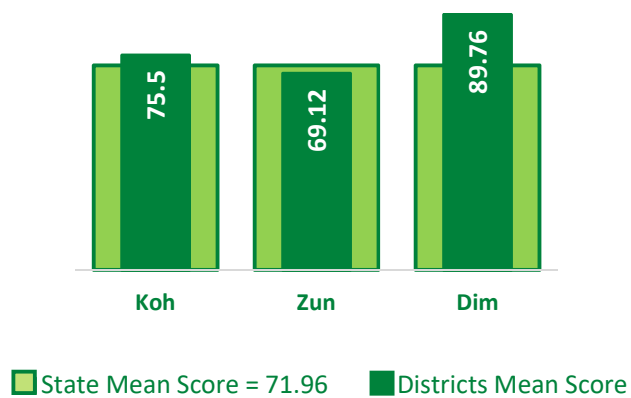
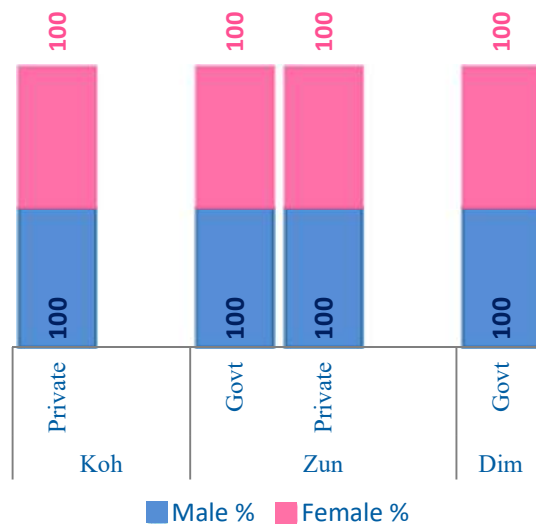
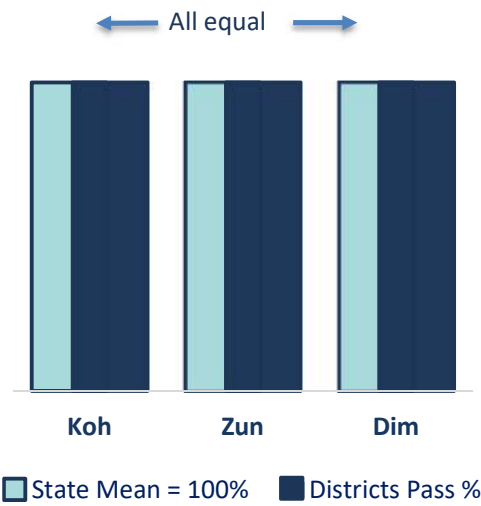


State Mean Score = 72.20 Districts Mean Score

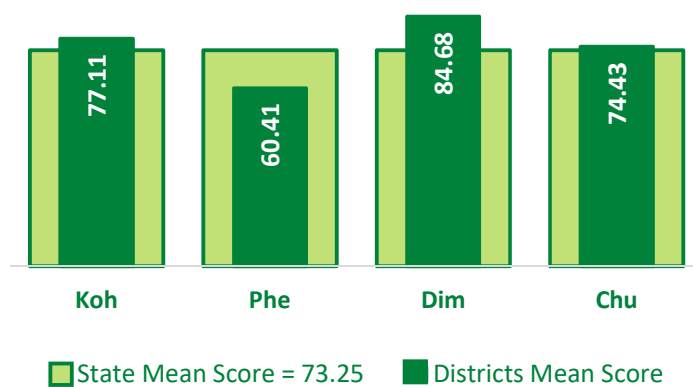
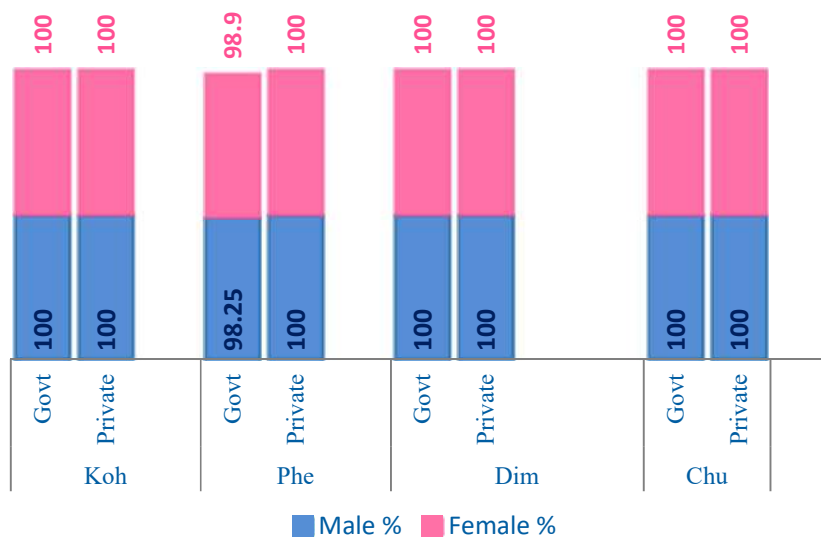
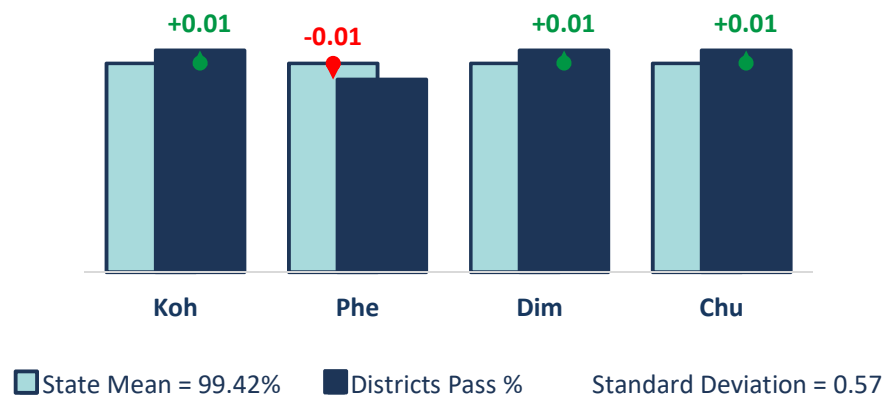
Lotha (HSSLCE 2025)



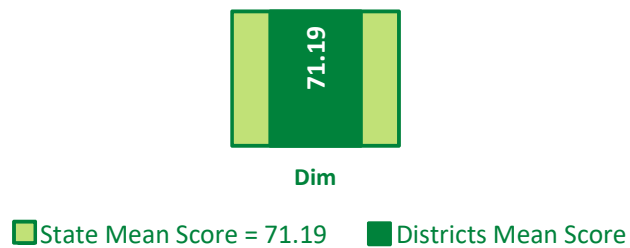
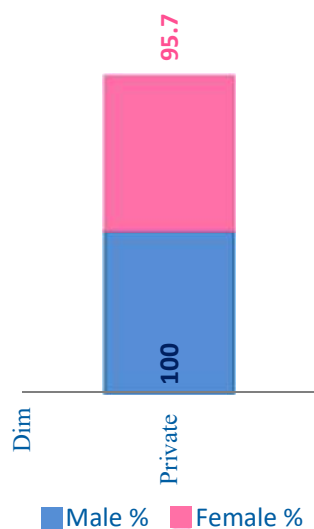
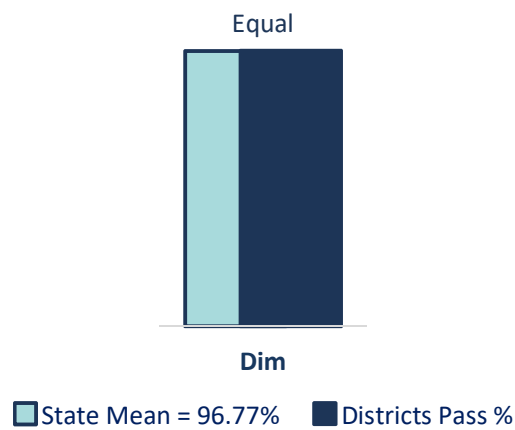
Sumi (Sütsah) (HSSLCE 2025)



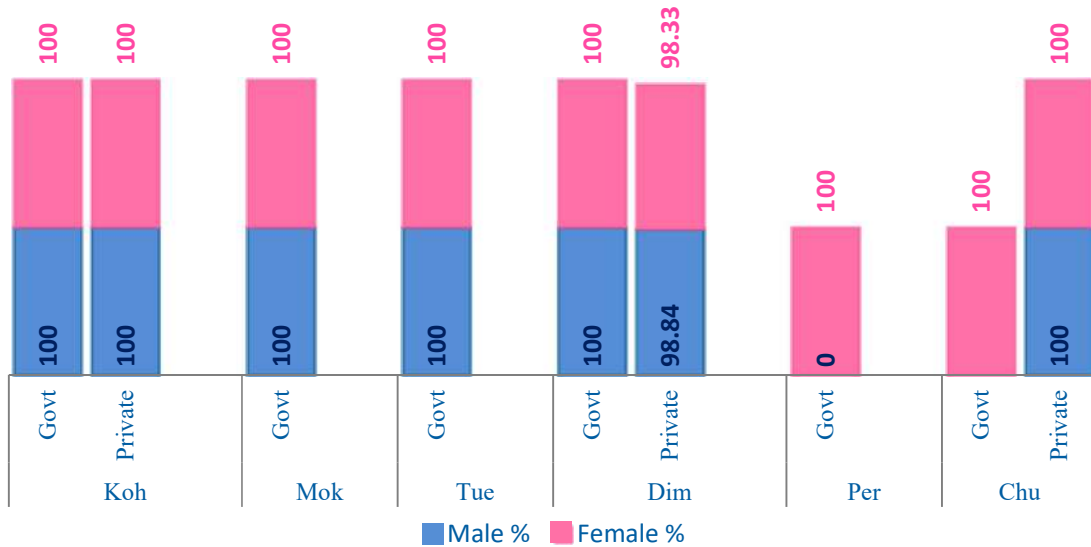
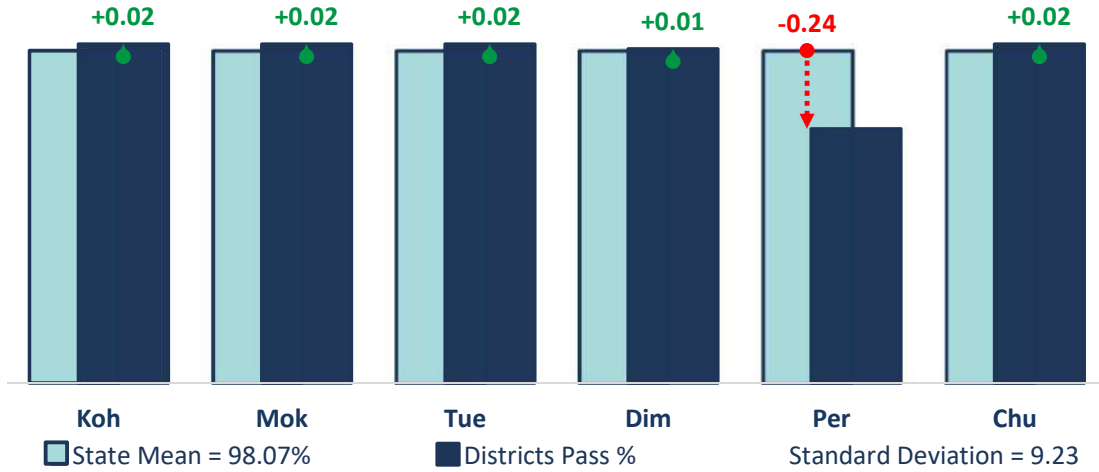
Tenyidie (HSSLCE 2025)



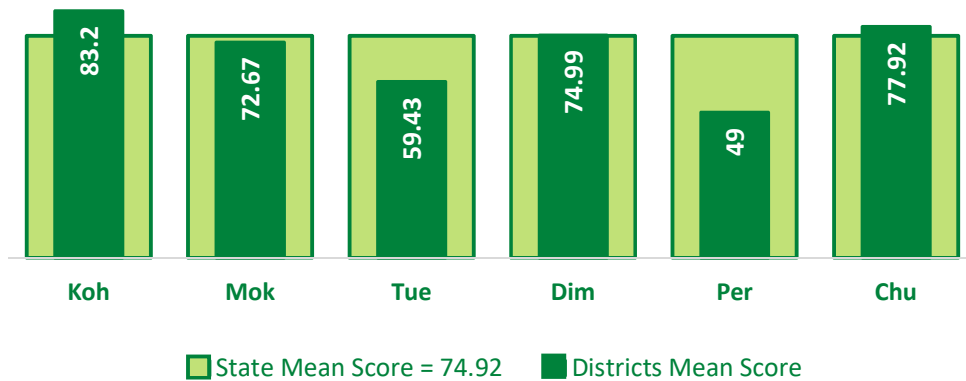
Bengali (HSSLCE 2025)



Hindi (HSSLCE 2025)

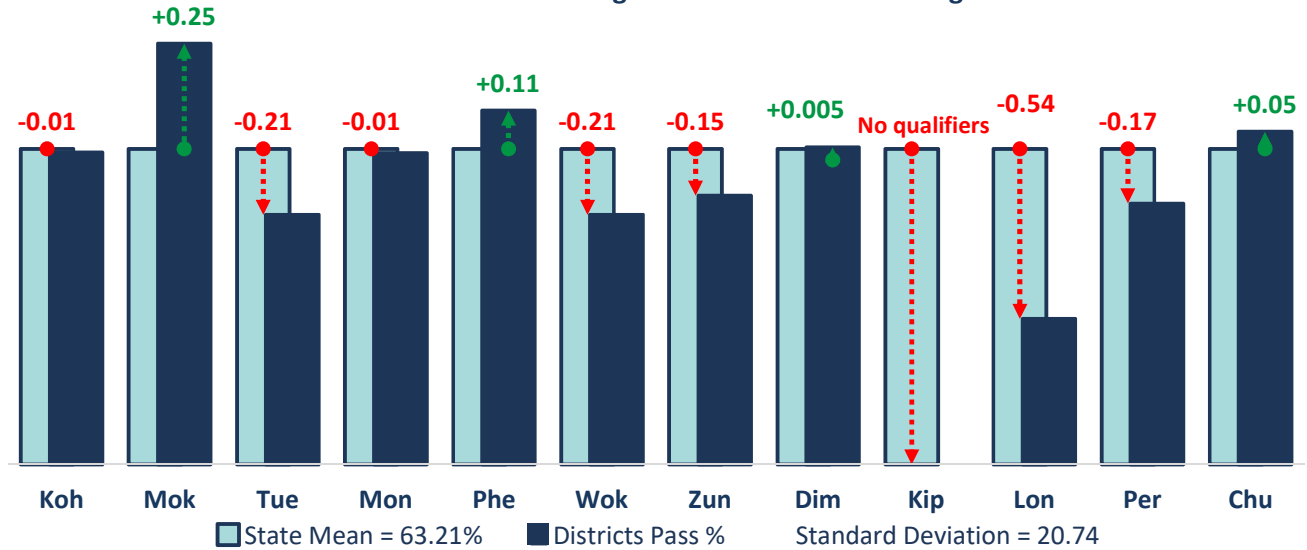


[**Note:** Male Pass Percentage in Peren Govt. Institutions are Zero.]

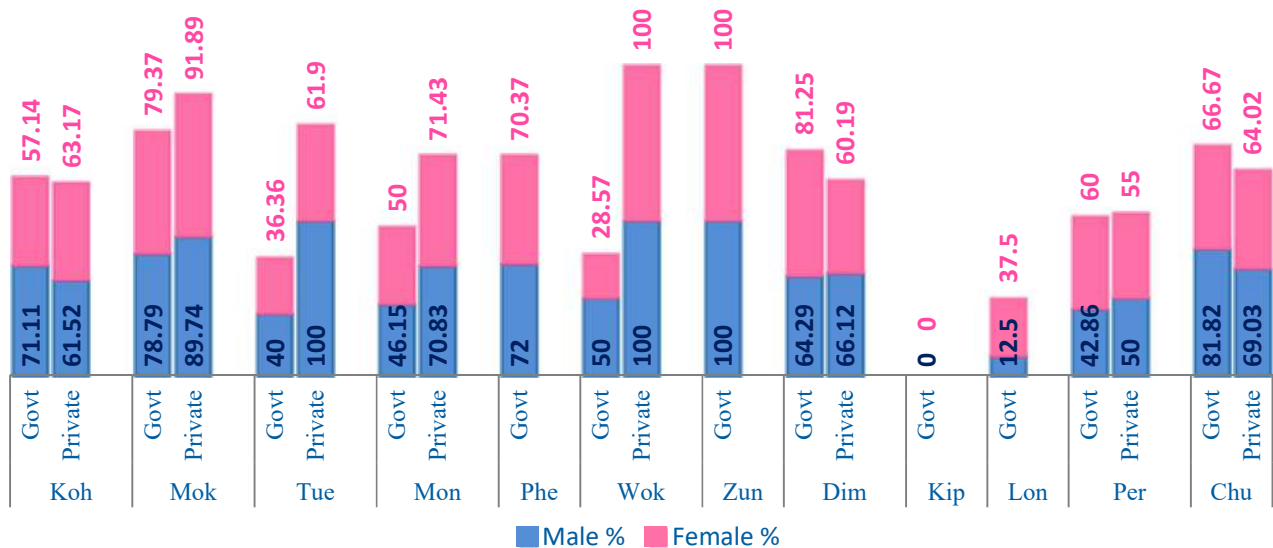


Mathematics (HSSLCE 2025)

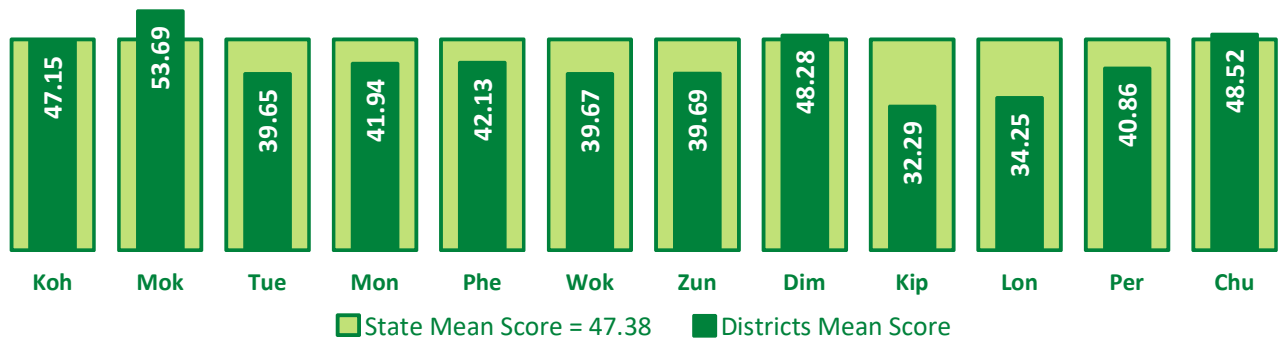
Districts Pass Percentage vs. State Mean Percentage



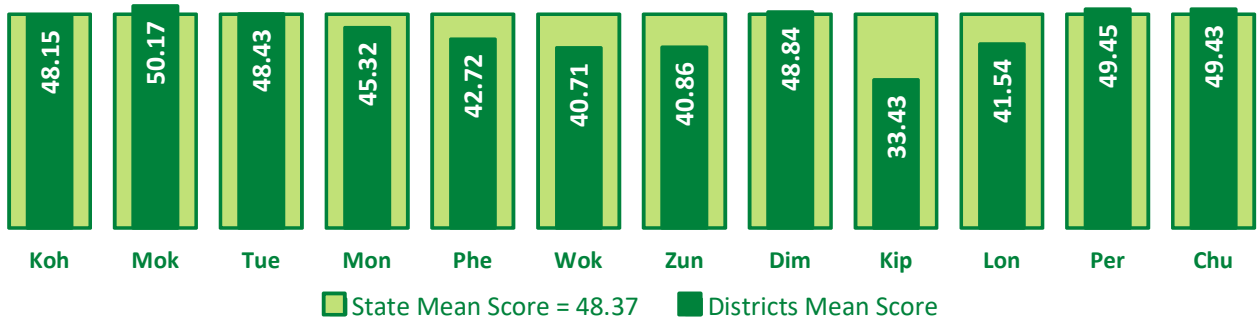
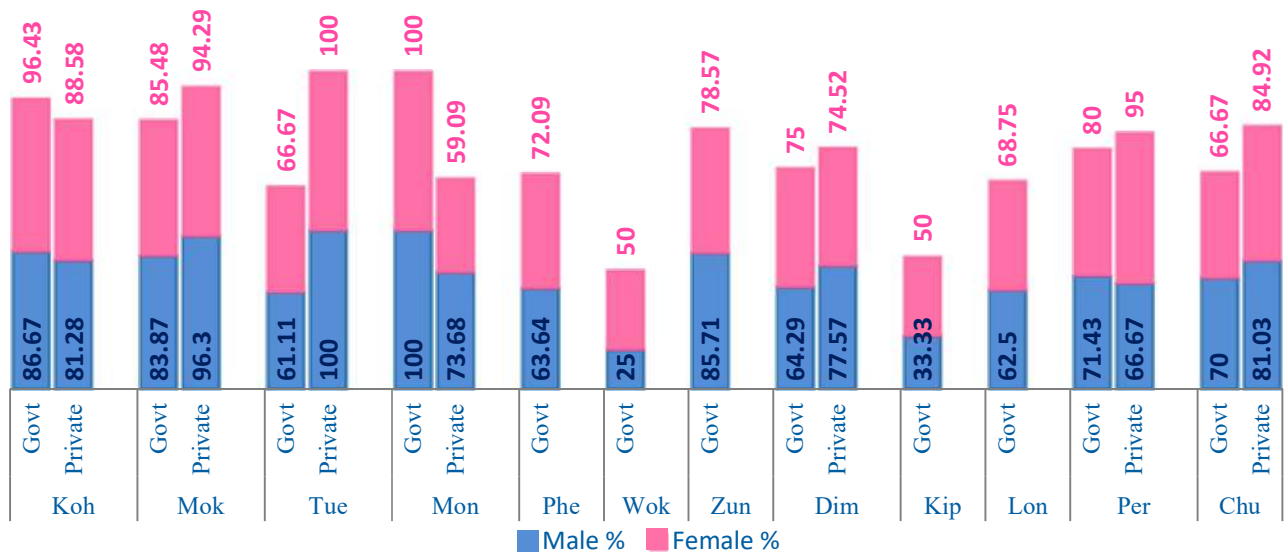
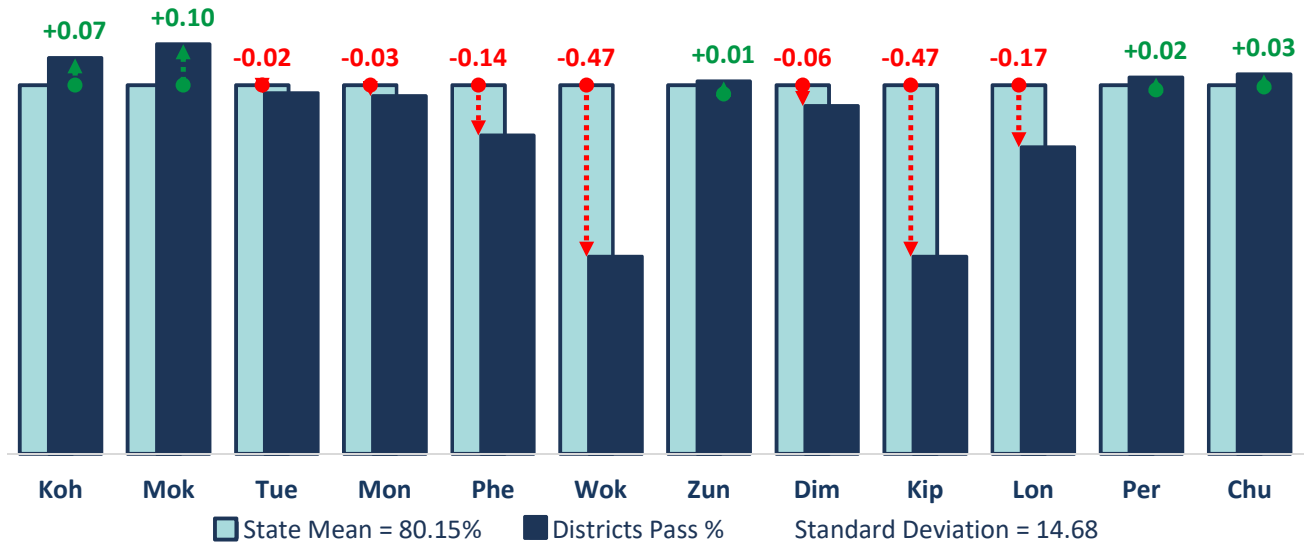
[Note: Pass Percentage in Kiphire is Zero.]



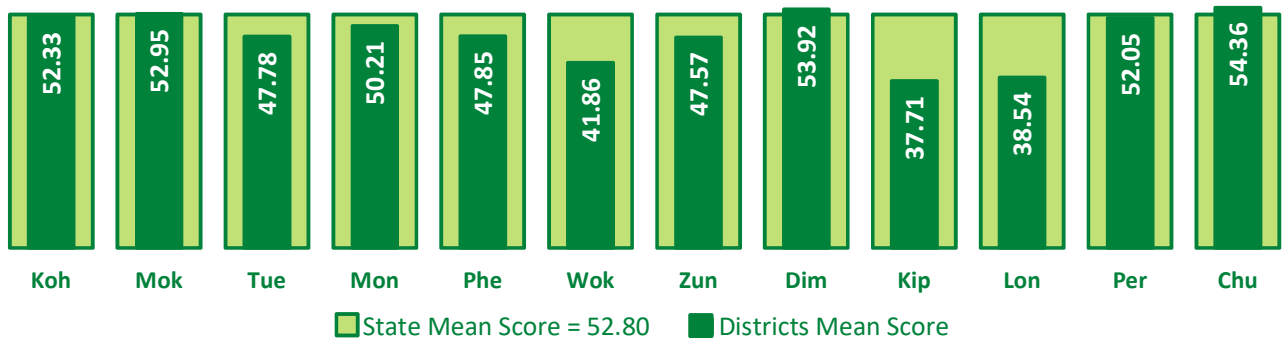
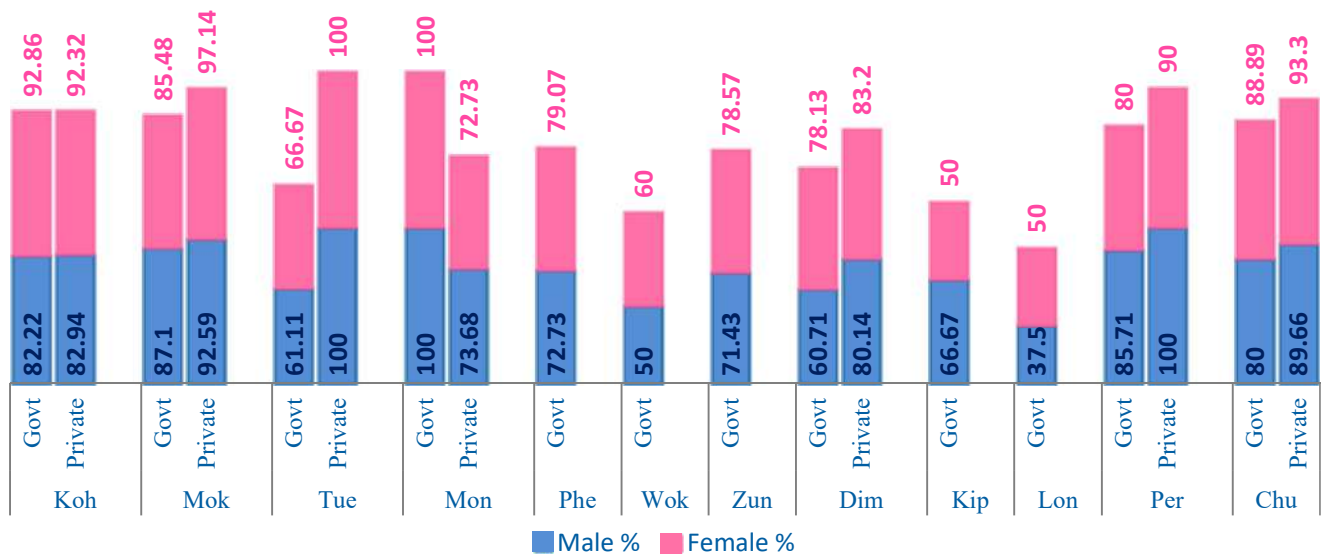
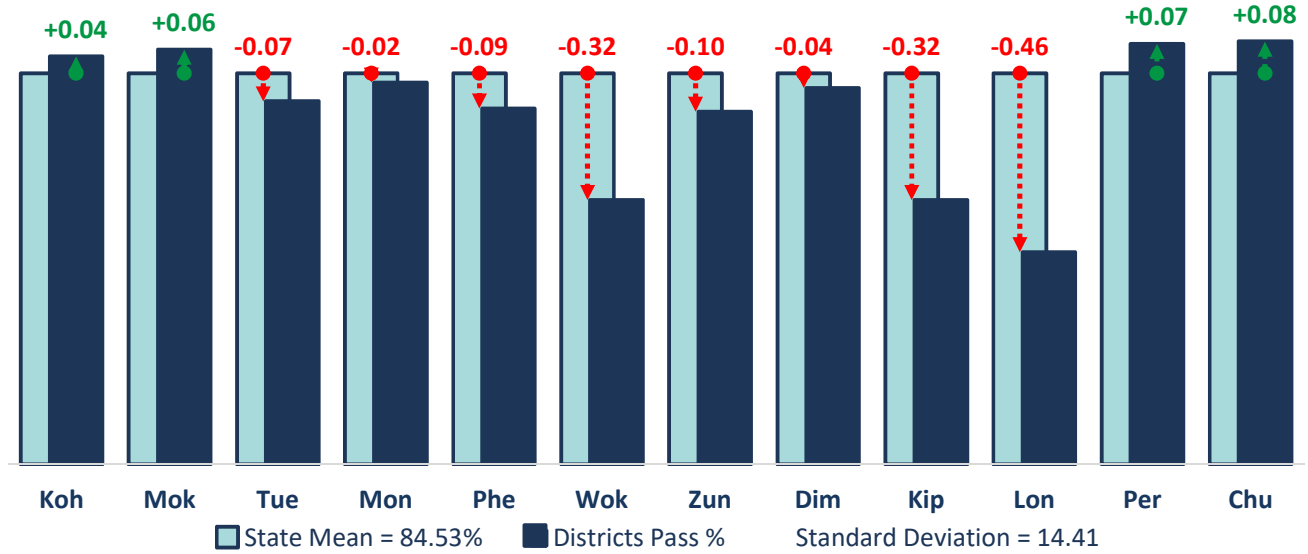
[Note: Both Male and Female Pass Percentages in Kiphire Govt. Institutions are Zero.]



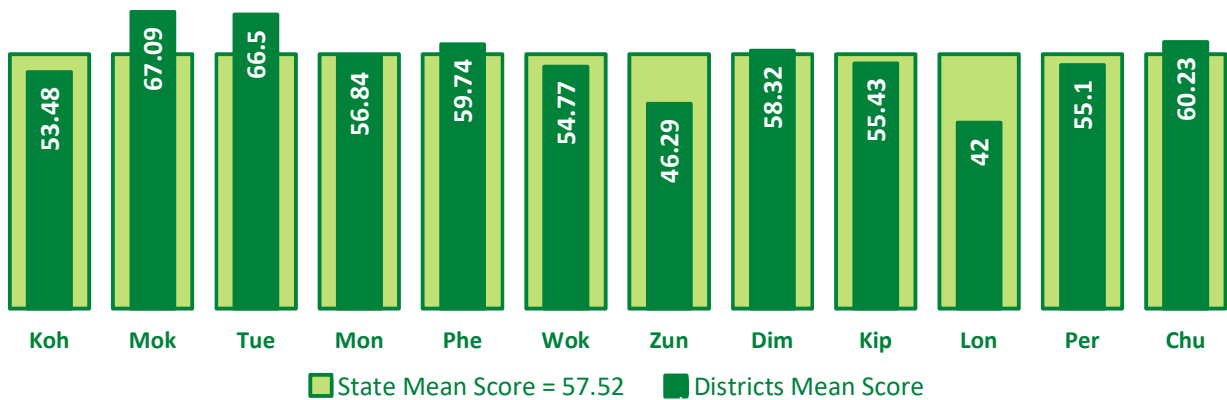
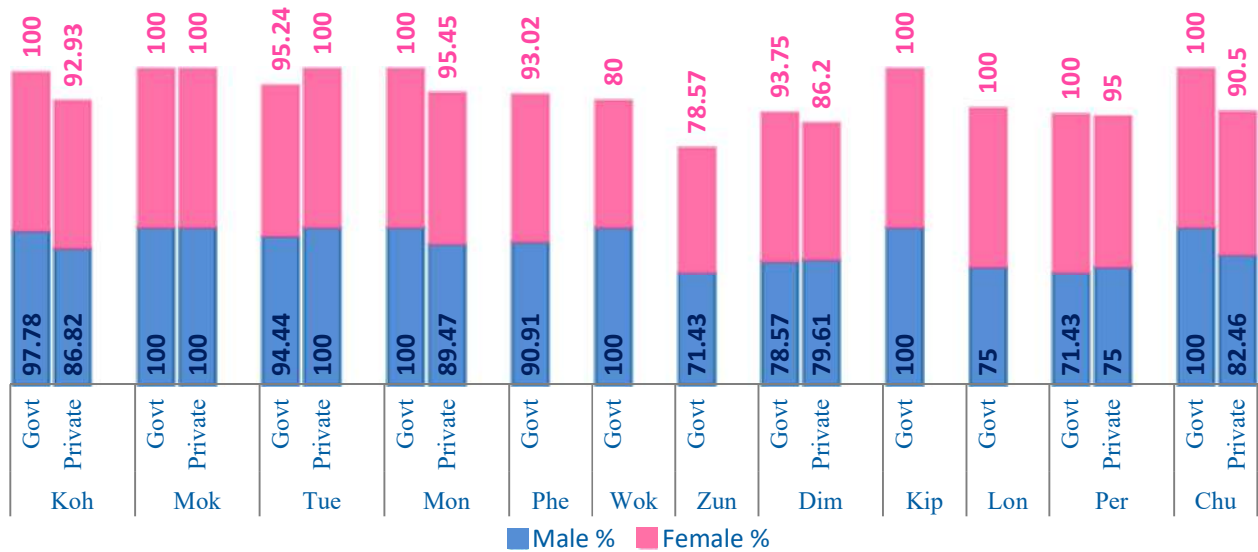
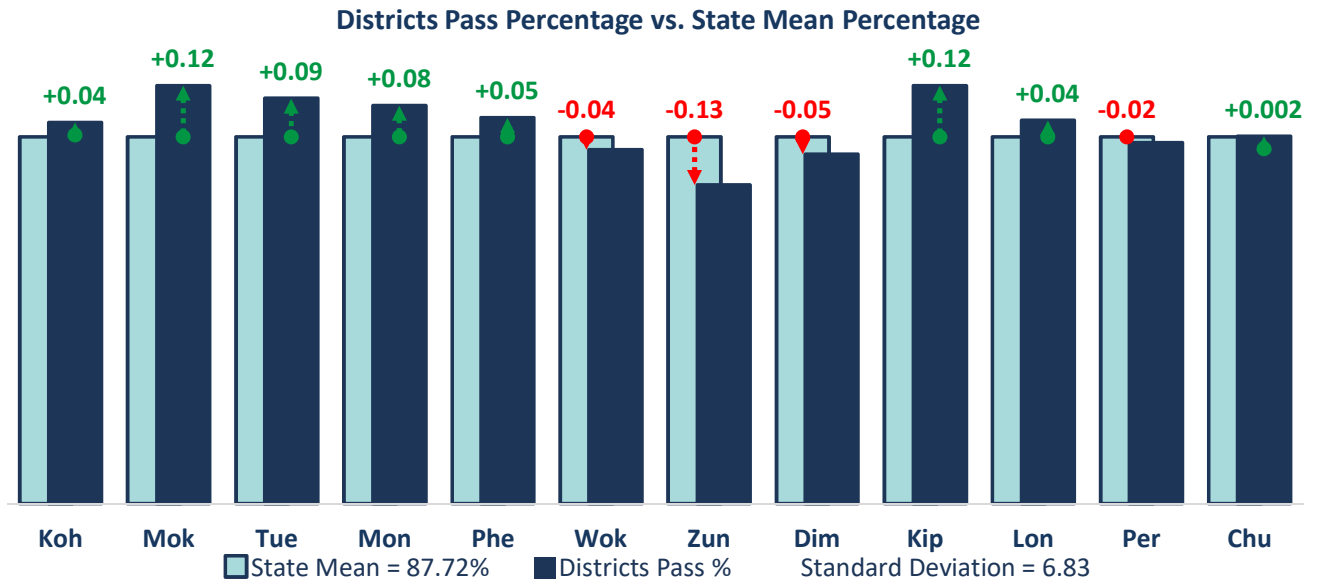
Physics (HSSLCE 2025)



Chemistry (HSSLCE 2025)

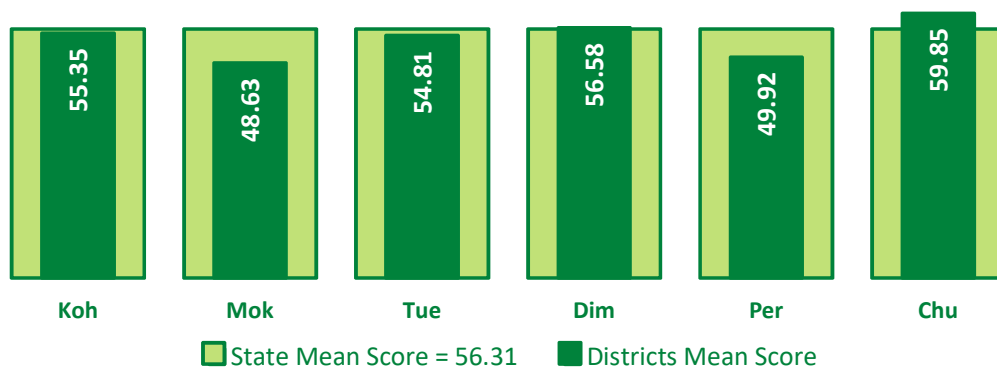
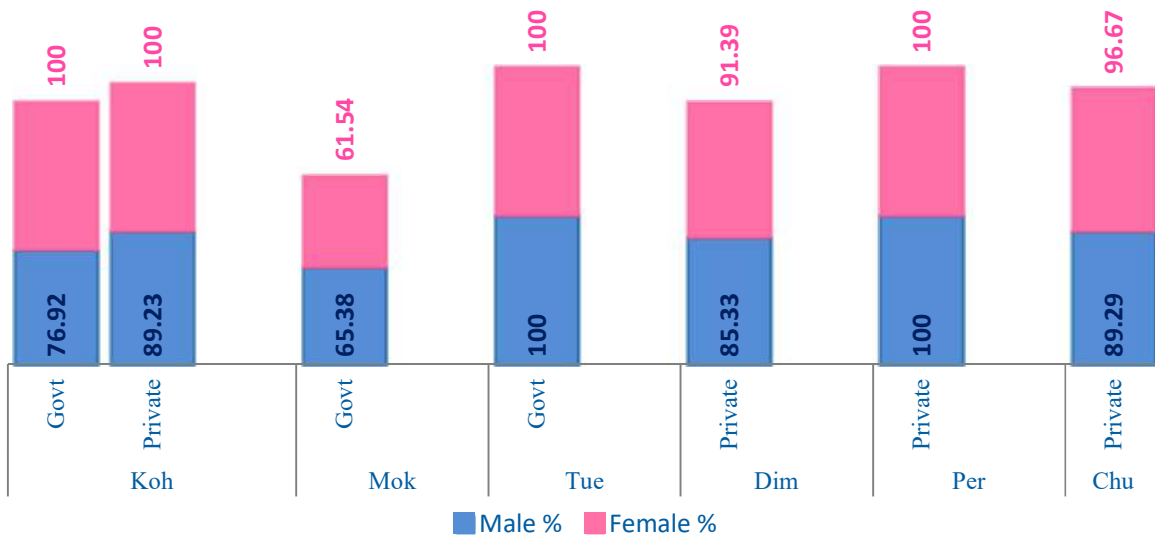
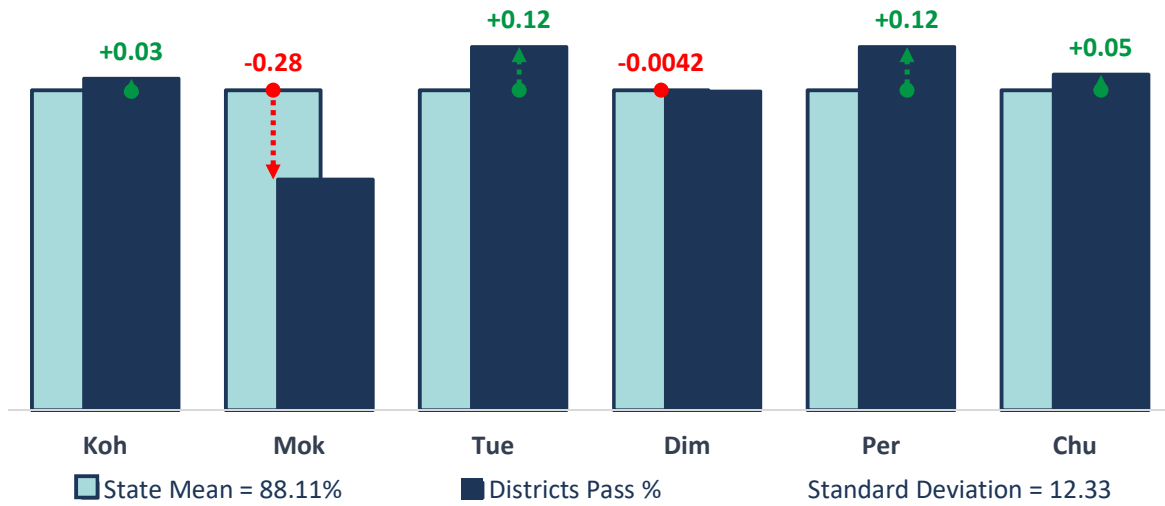


Biology (HSSLCE 2025)

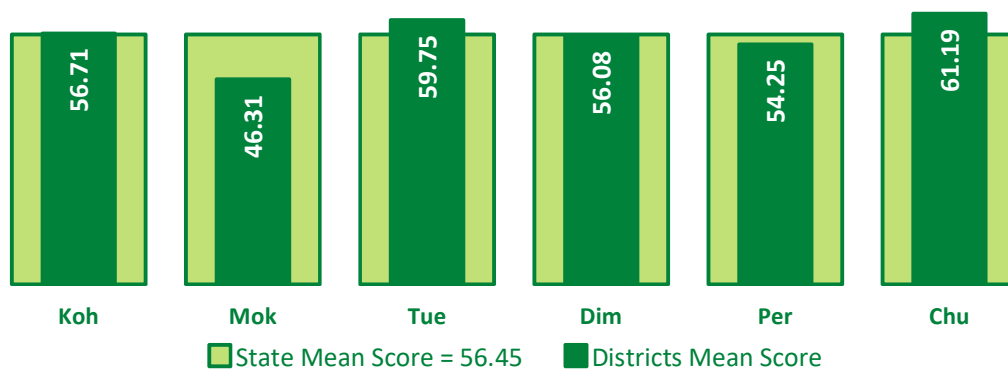
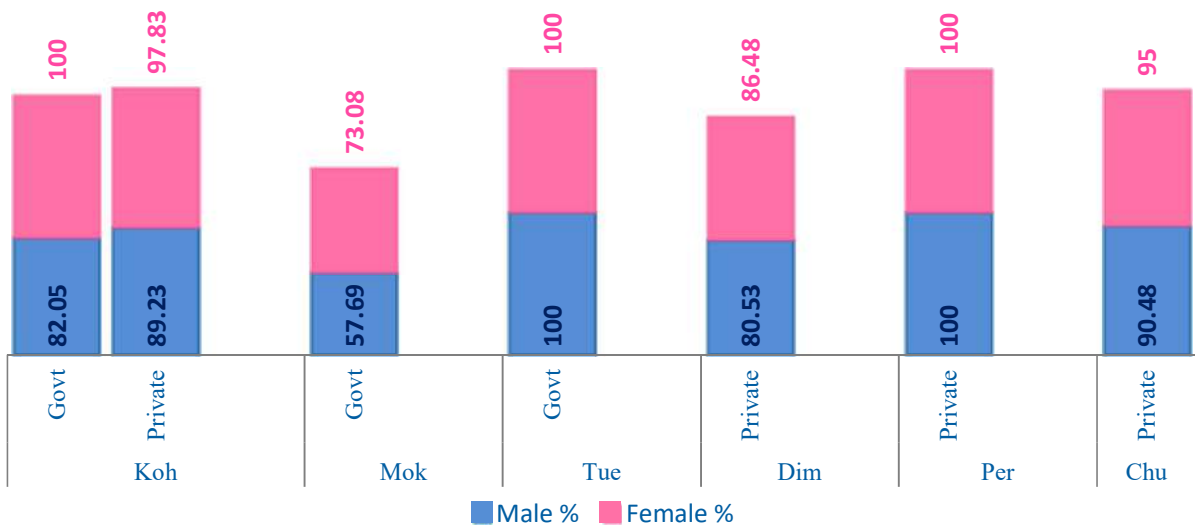
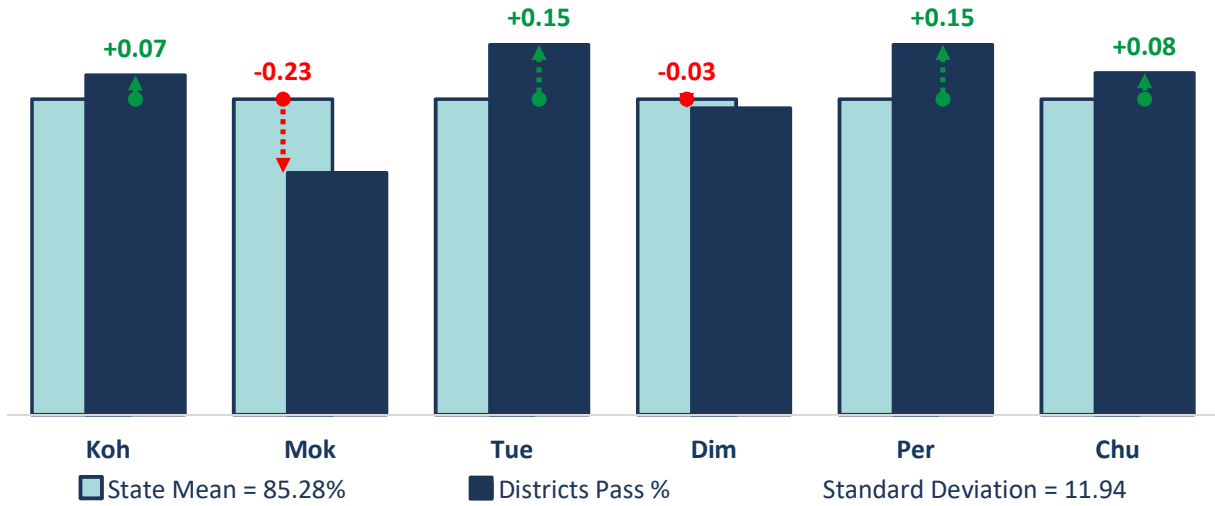


Accountancy (HSSLCE 2025)

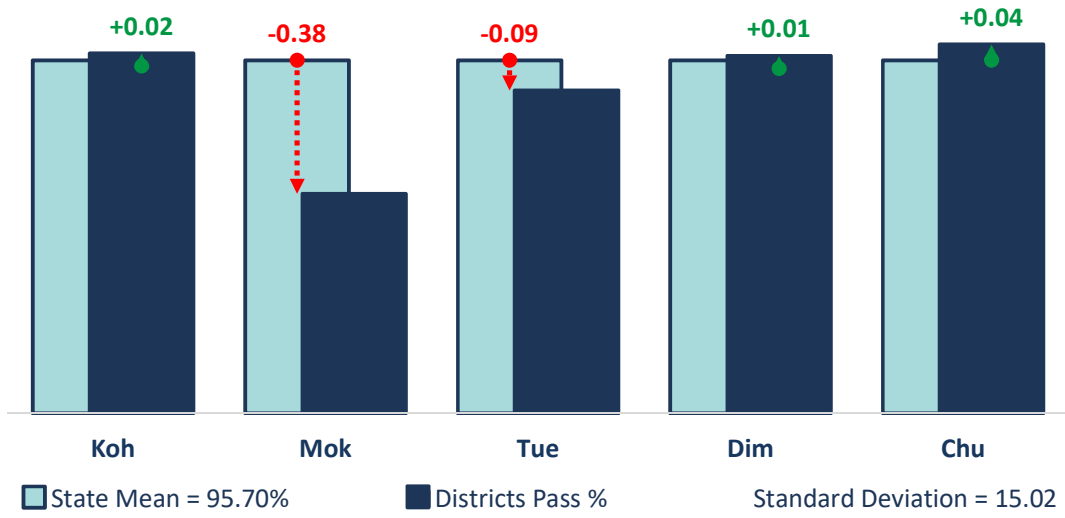
Districts Pass Percentage vs. State Mean Percentage



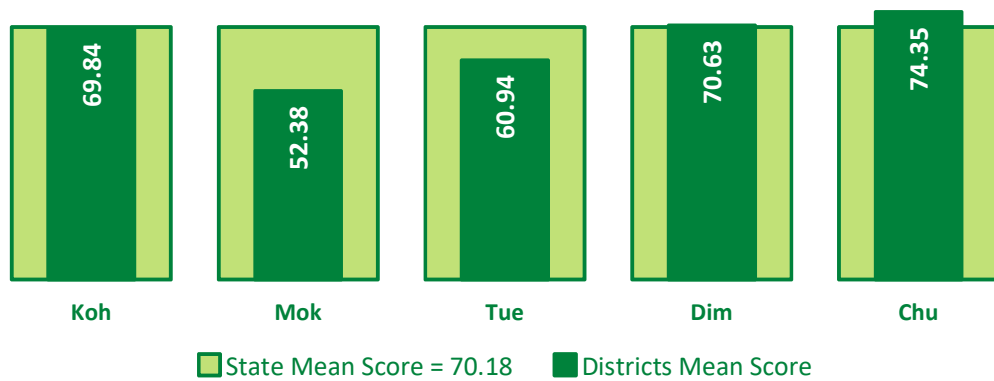
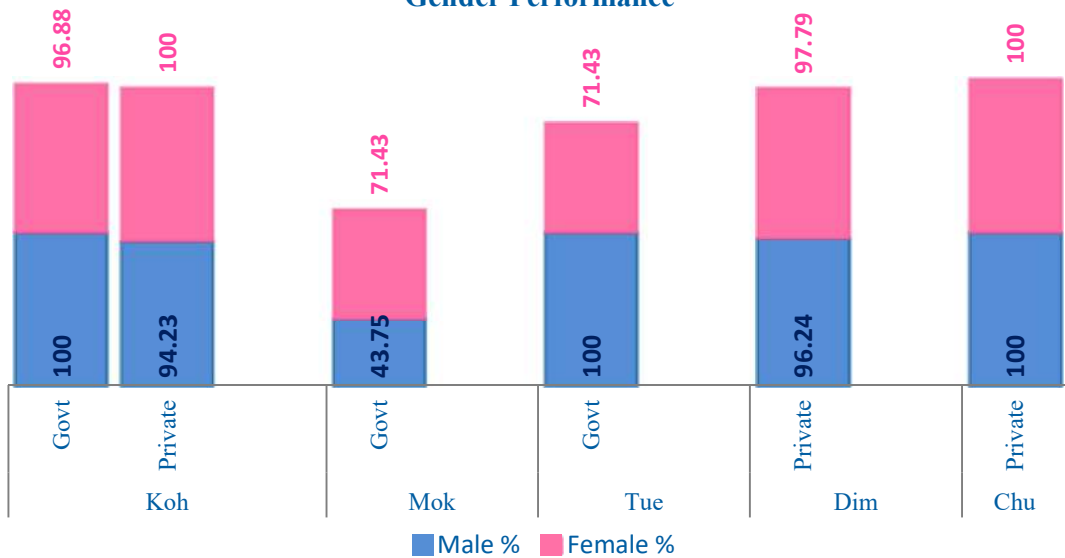
Business Studies (HSSLCE 2025)



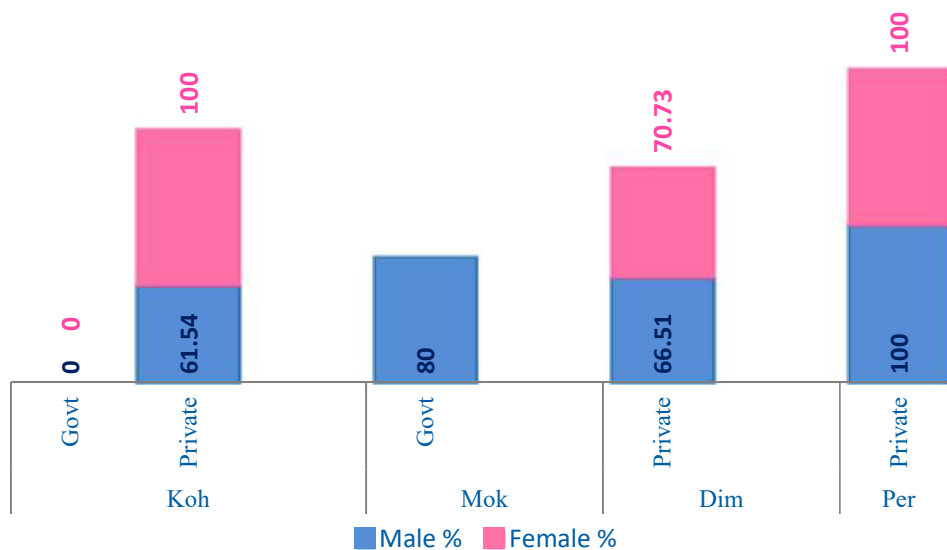
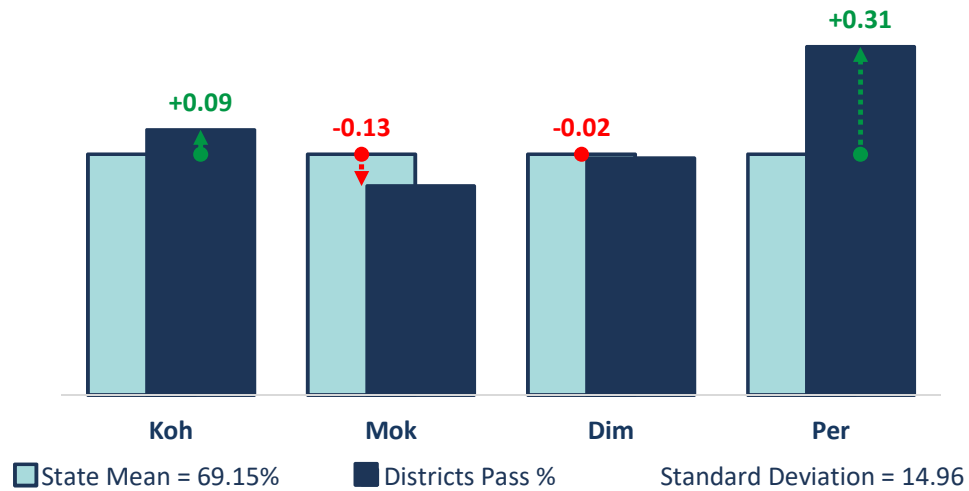
Entrepreneurship (HSSLCE 2025)



Gender Performance



Fundamentals of Business Mathematics (HSSLCE 2025)



[**Note:** Both Male and Female Pass Percentages in Kohima Govt. Institutions are Zero.]

